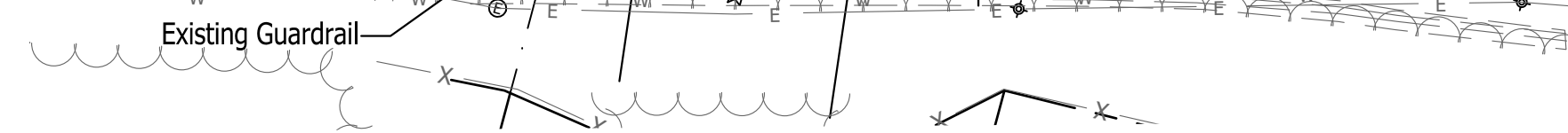


Begin Guardrail for 6' shoulder at match point on taper

78+00 80+00 85+00

9+14 10+00 15+00



LEGEND

(A) 12 Inch, QC/QA PCCP	(10) MGS, Guardrail	(#) Concrete Curb Ramp
(F) Sidewalk, Concrete, 4"	(13) Integral Concrete Curb (Vertical)	(29) Concrete Barrier W/ Catch Fence
(F1) Utility Sidewalk, Concrete	(14) Concrete Curb, Modified	(30) Gravel Walking Path
(P) 4 Inch, PCCP	(15) Concrete Curb, Turnout	(31) Cell Tower
(R) Mill And Resurface	(16) Concrete Curb, Notched	(32) 8" PCCP on 4" Comp. Agg. Base #53
(S) Joints in PCCP, Saw and Seal	(17) Rolled Curb	(33) Impact Attenuator (Quadguard II, 24")
T.C. = Top of Curb	(26) Sodding	(34) Wheel Stop
F.P. = Finished Pavement	(27) Chain Link Fence	(35) C.L. Gate
	(28) Concrete Barrier, 45"	(36) 15' x 8' Water Vault

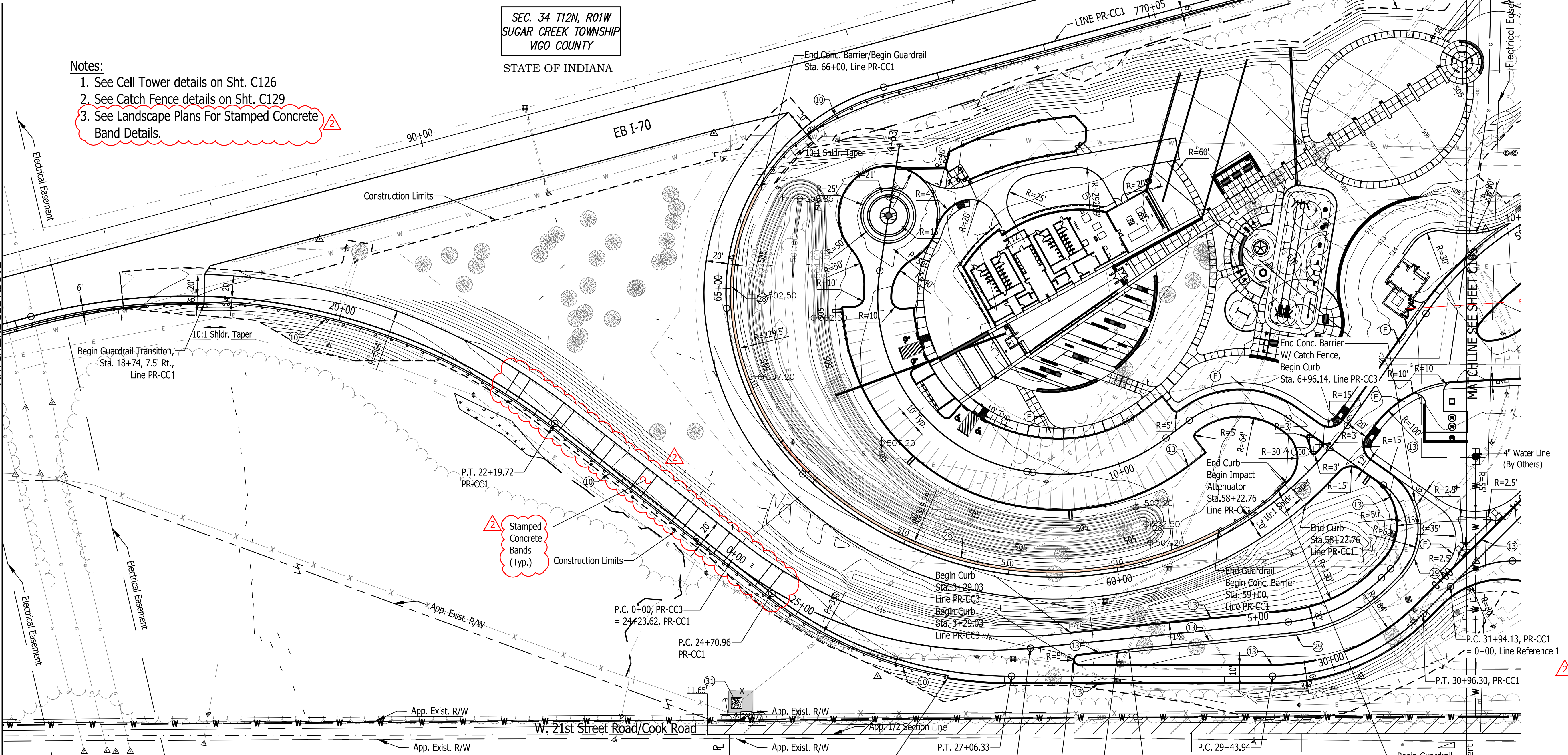
Notes:

1. See Cell Tower details on Sht. C126
2. See Catch Fence details on Sht. C129
3. See Landscape Plans For Stamped Concrete Band Details.

SEC. 34 T12N, R01W
SUGAR CREEK TOWNSHIP
VIGO COUNTY
STATE OF INDIANA

MATCHLINE SEE ABOVE

MATCHLINE SEE SHEET C100



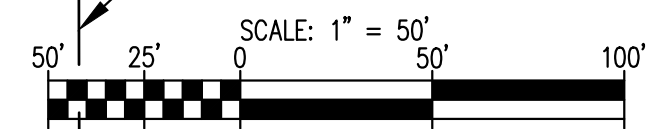


DAVID A. I. &
SALLY DEBNEY

MICHELLE K. WAGLE

MARK & JAMIE
EVERSOLE

JONATHANE &
VICTORIA DAWN
WAGNER



PUBLIC WORKS PROJECT NO. 84003001-22-058-C1
CLEAR CREEK WELCOME CENTER
VIGO COUNTY, INDIANA

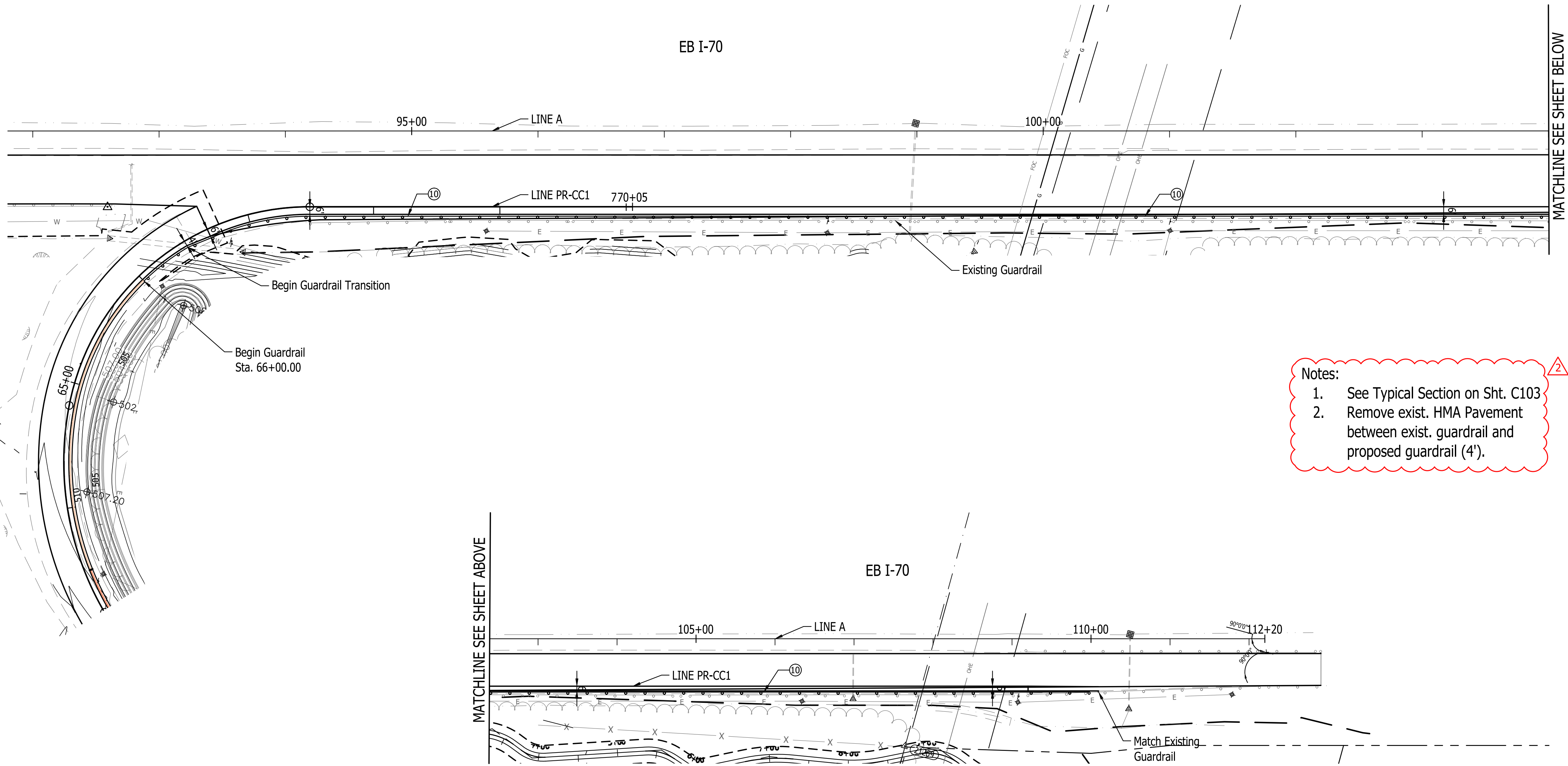


Revisions: 03/20/2023
Added Stamped Concrete Bands & Note

Project Number:	84003001-22-058-C1
Requestion Number:	
Account Number:	
Designer:	DEH
Drawing Date:	02/23/2023
Drafter:	MDR
Drawing Scale:	1"=50'
DAPW Approval:	
Client Approval:	
Reference Number:	1364
Building Reference:	
Drawing Number:	C104
Sheet:	10 of 155



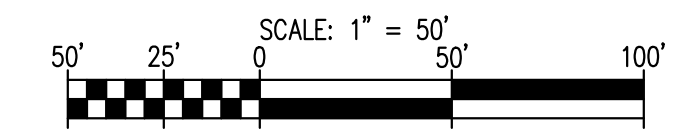
Last Saved By: mreed Printdate: 3/20/23 P:\1364 - Clear Creek Welcome Center (WKS) SITE SHEETS\EB SHEETS\EB SITE PLAN.dwg Mar 20, 2023 - 4:56:29 pm

Last Saved By: mreed Printdate: 3/20/23
 P:\1364 - Clear Creek Welcome Center\WORKS\SITE SHEETS\EB WELCOME CENTER\1364-EB-C101 SITE PLAN.dwg Mar 20, 2023 4:56:52 pm




- Notes:**
1. See Typical Section on Sht. C103
 2. Remove exist. HMA Pavement between exist. guardrail and proposed guardrail (4').

I-70 Shoulder Reduction & Guardrail Replacement



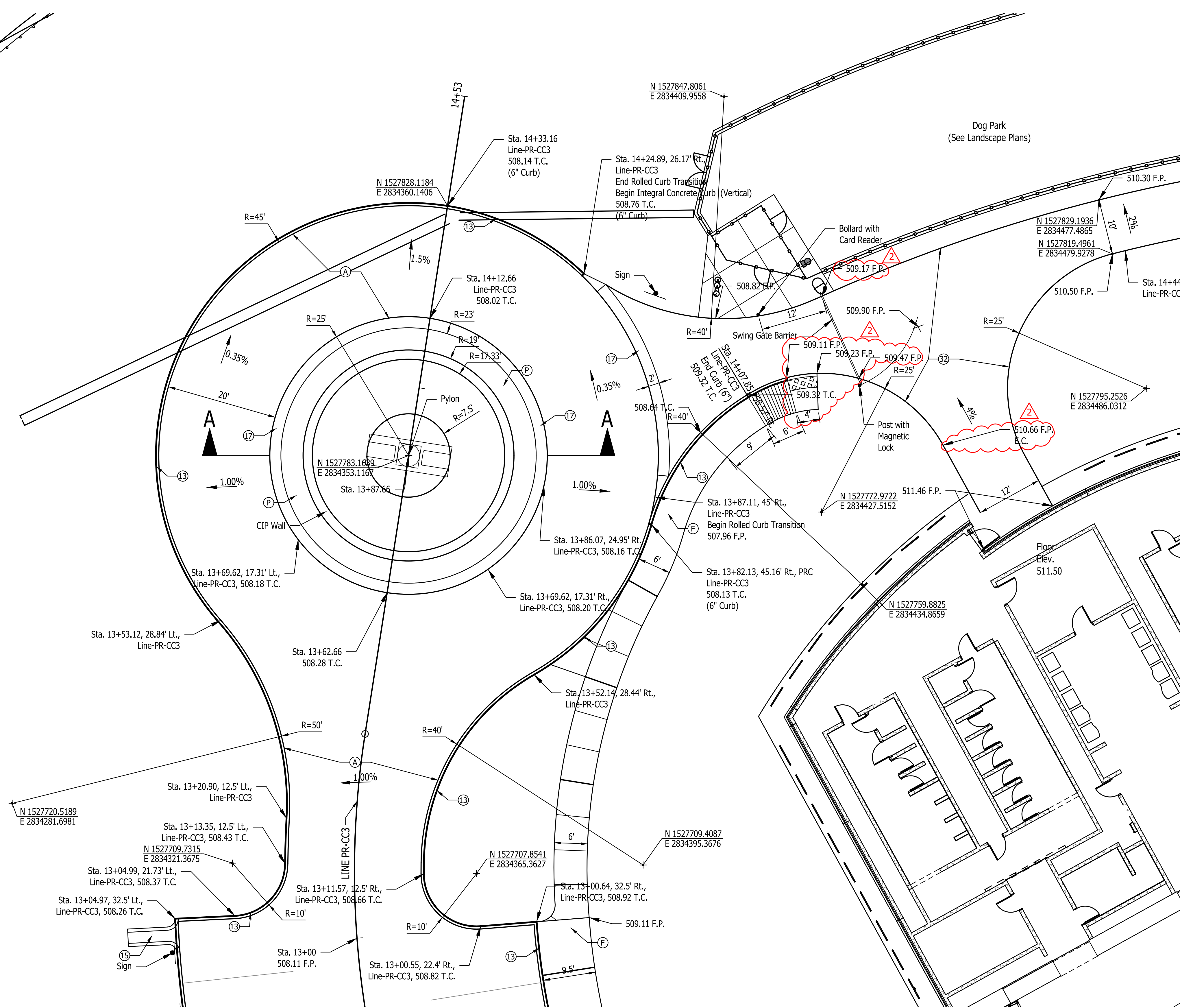
PUBLIC WORKS PROJECT NO. 84003001-22-058-C1
 CLEAR CREEK WELCOME CENTER
 VIGO COUNTY, INDIANA



Revisions: 03/20/2023
 Added Notes

Project Number:	84003001-22-058-C1
Requisition Number:	-
Account Number:	-
Designer:	DEH
Drawing Date:	02/23/2023
Drafter:	MDR
Drawing Scale:	1"=50'
DAPW Approval:	-
Client Approval:	-
Reference Number:	1364
Building Reference:	-
Drawing Number:	C106
Sheet:	12 of 155

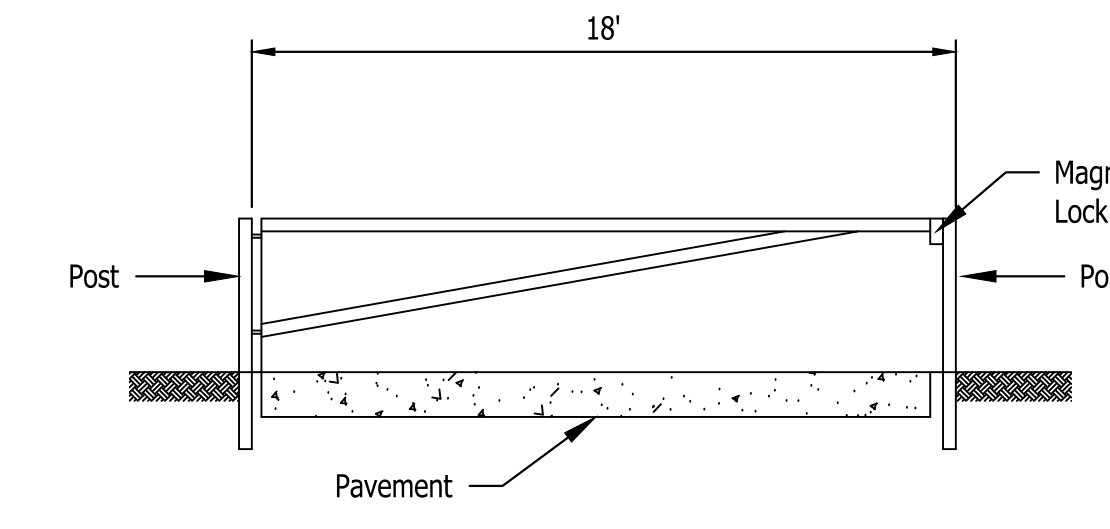
List Saved By: mreed PrintDate: 3/20/23
 P:\1364 - Clear Creek Welcome Center (MWS) SITE SHEETS\EB WELCOME CENTER\1364-EB-011 SITE PLAN DETAILS.dwg Mar 20, 2023 - 4:57:26 pm



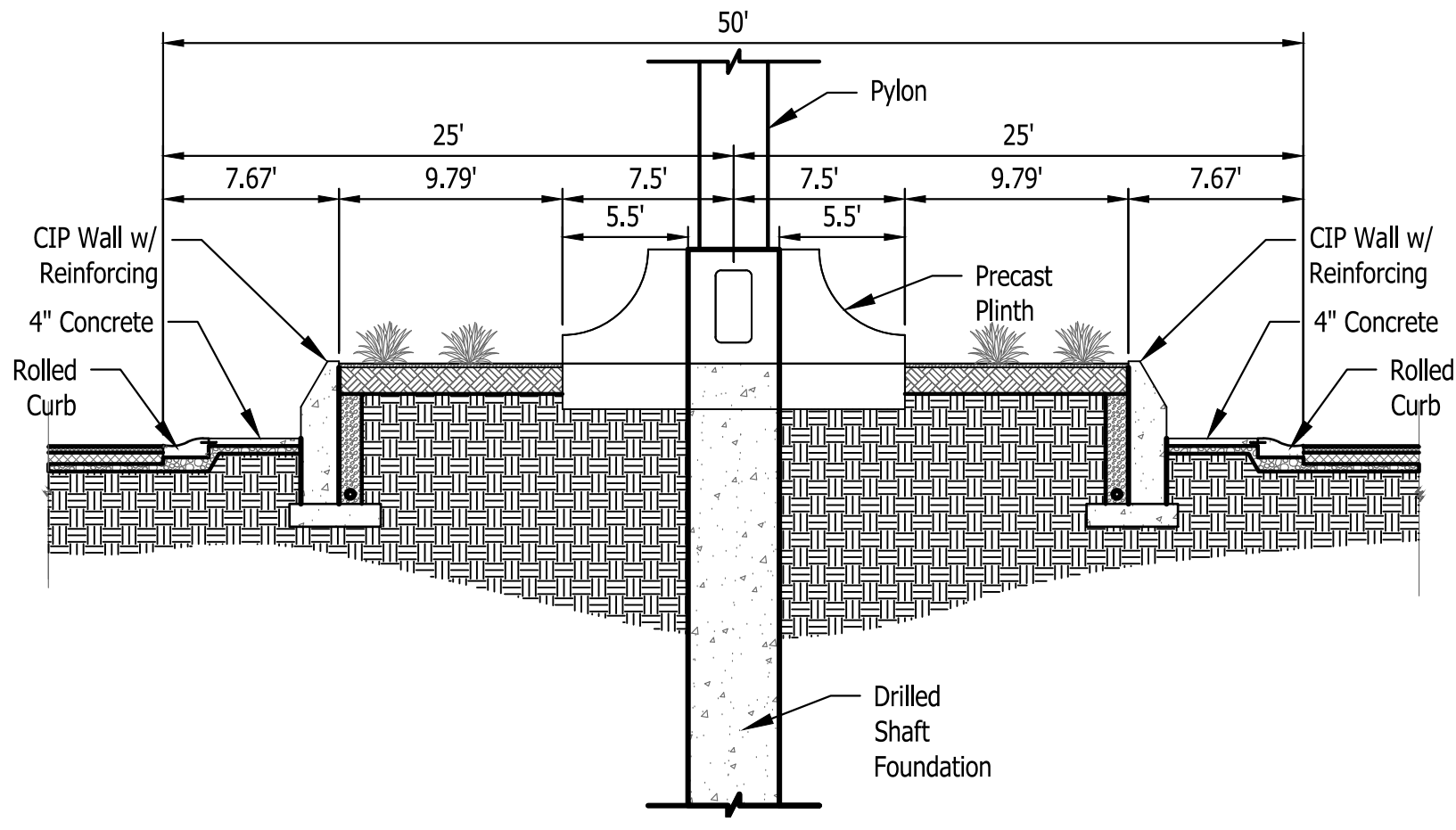
DETAIL A
SCALE : 1" = 10'

Notes:

1. See Landscape Plans For Additional Details of Planter in Roundabout
2. See Details on Sheet C103 For Transition From Vertical Curb to Rolled Curb.
3. Swing Gate to be equipped with magnetic lock on post. A card reader & bollard to be provided by Presicio for unlocking the gate.
4. See Sheet C132 For Pylon & CIP Wall Details





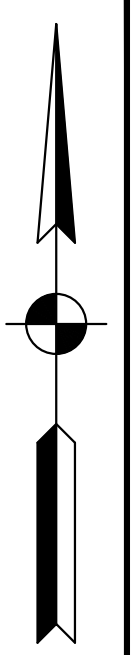
SWING BARRIER GATE
SCALE : None



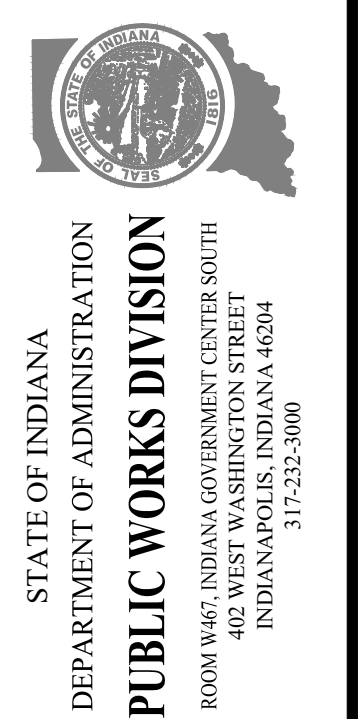
SECTION A-A
ROUNDBOUT ISLAND
SCALE : None

LEGEND

- | | | |
|----------------------------------|--|--|
| (A) 12 Inch, QC/QA PCCP | (10) MGS, Guardrail | (#) Concrete Curb Ramp |
| (F) Sidewalk, Concrete, 4" | (13) Integral Concrete Curb (Vertical) | (29) Concrete Barrier W/ Catch Fence |
| (F1) Utility Sidewalk, Concrete | (14) Concrete Curb, Modified | (30) Gravel Walking Path |
| (P) 4 Inch, PCCP | (15) Concrete Curb, Turnout | (31) Cell Tower |
| (R) Mill And Resurface | (16) Concrete Curb, Notched | (32) 8" PCCP on 4" Comp. Agg. Base #53 |
| (S) Joints in PCCP, Saw and Seal | (17) Rolled Curb | (33) Impact Attenuator (Quadguard II, 24") |
| T.C. = Top of Curb | (26) Sodding | (34) Wheel Stop |
| F.P. = Finished Pavement | (27) Chain Link Fence | (35) C.L. Gate |
| | (28) Concrete Barrier, 45" | (36) 15' x 8' Water Vault |



PUBLIC WORKS PROJECT NO. 84003001-22-058-C1
 CLEAR CREEK WELCOME CENTER
 VIGO COUNTY, INDIANA



Revisions: 03/20/2023
 Revised Handicap Ramp & Elevations


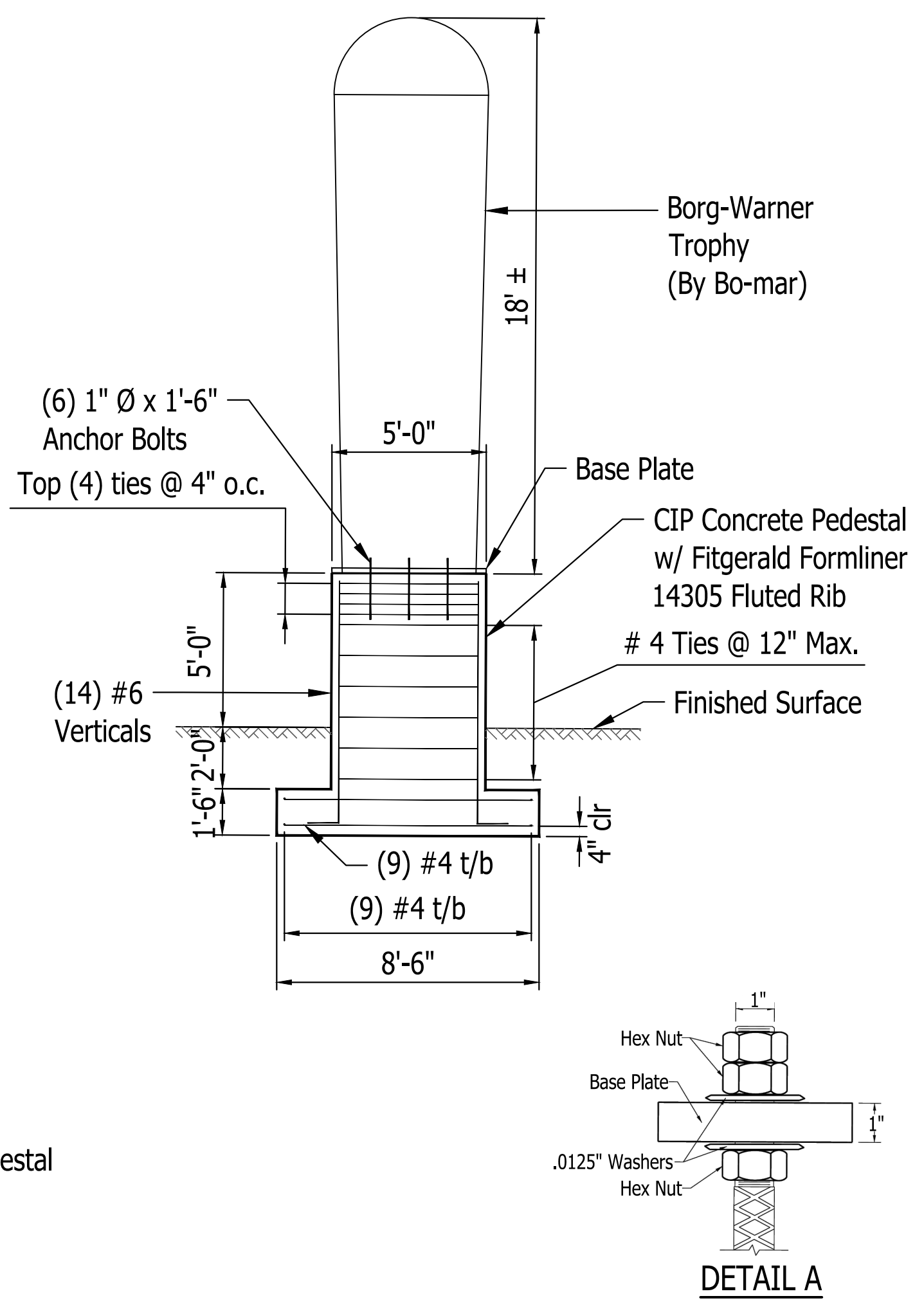
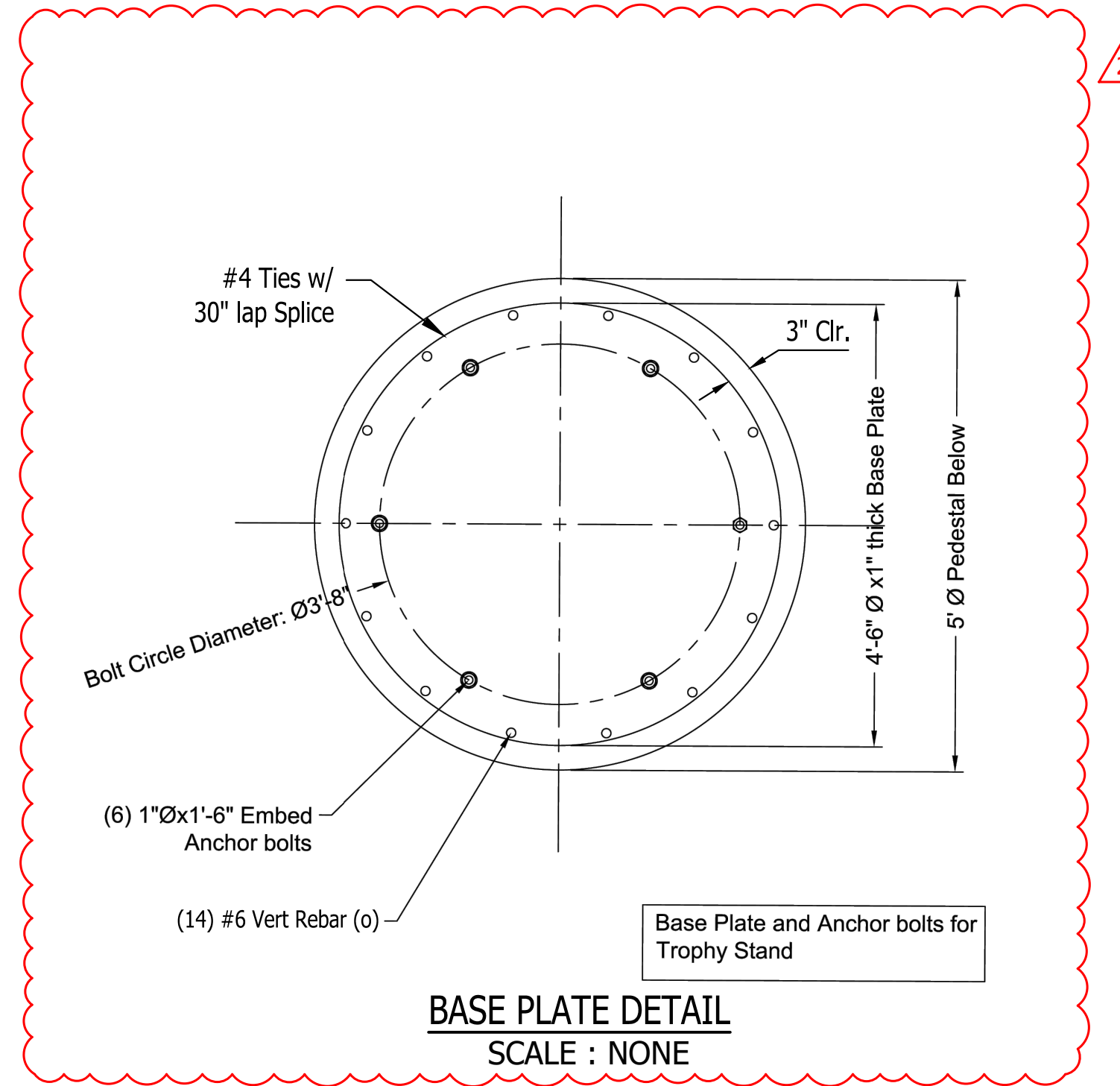
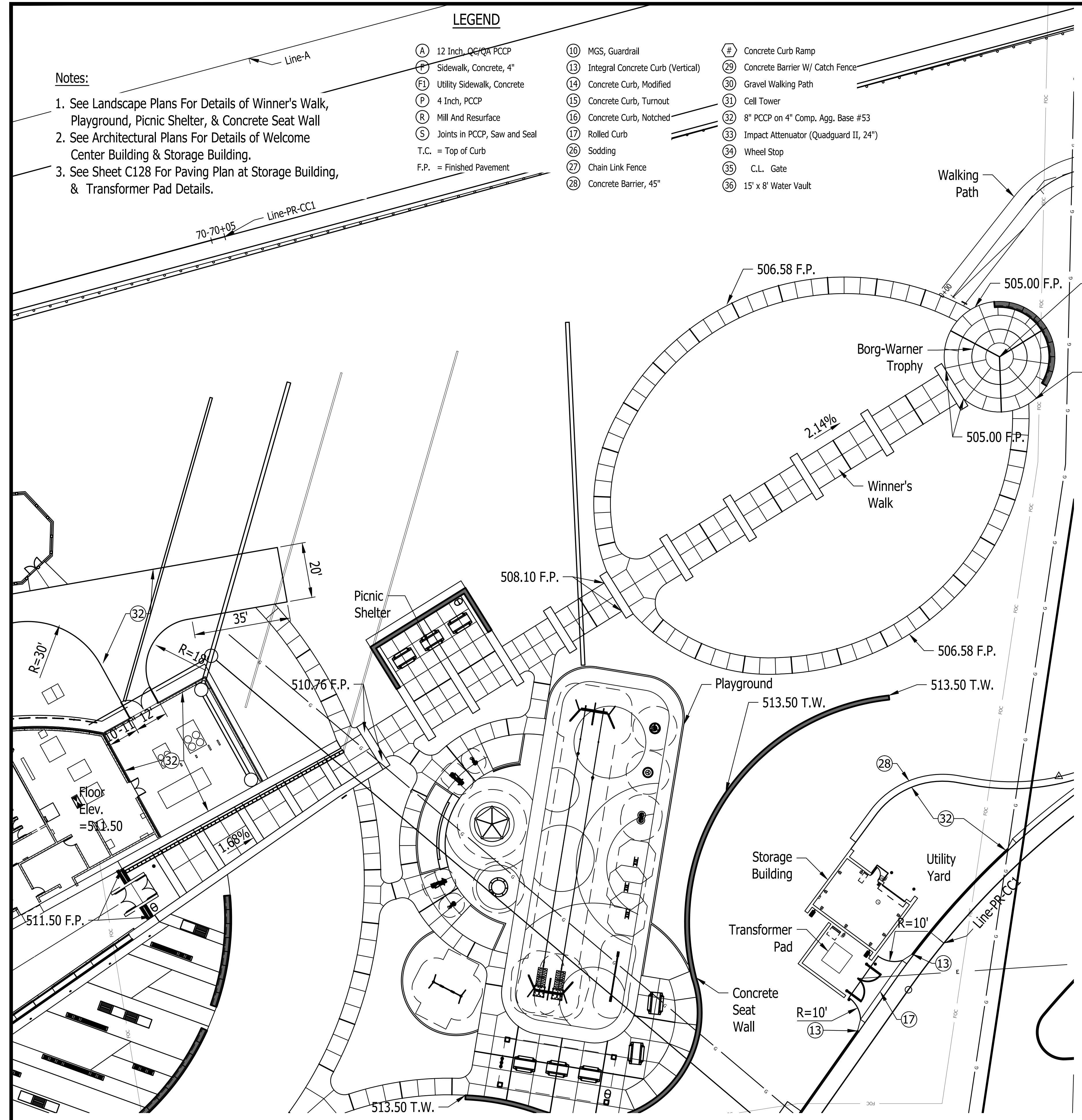
Project Number:	84003001-22-058-C1
Requisition Number:	
Account Number:	
Designer:	DEH
Drawing Date:	02/23/2023
Drafter:	MDR
Drawing Scale:	AS SHOWN
DAPW Approval:	
Client Approval:	
Reference Number:	1364
Building Reference:	
Drawing Number:	C112
Sheet:	18 of 155

List Saved By: mreed Printed: 3/20/23
 P:\1364 - Clear Creek Welcome Center\WORKS\SITE SHEETS\WB WELCOME CENTER\1364-EB-011 SITE PLAN DETAILS.dwg Mar 20, 2023 - 4:58:06 pm

LEGEND

(A) 12 Inch. OC/CA PCCP	(10) MGS, Guardrail	(#) Concrete Curb Ramp
(F) Sidewalk, Concrete, 4"	(13) Integral Concrete Curb (Vertical)	(29) Concrete Barrier W/ Catch Fence
(Fl) Utility Sidewalk, Concrete	(14) Concrete Curb, Modified	(30) Gravel Walking Path
(P) 4 Inch, PCCP	(15) Concrete Curb, Turnout	(31) Cell Tower
(R) Mill And Resurface	(16) Concrete Curb, Notched	(32) 8" PCCP on 4" Comp. Agg. Base #53
(S) Joints in PCCP, Saw and Seal	(17) Rolled Curb	(33) Impact Attenuator (Quadguard II, 24")
T.C. = Top of Curb	(26) Sodding	(34) Wheel Stop
F.P. = Finished Pavement	(27) Chain Link Fence	(35) C.L. Gate
	(28) Concrete Barrier, 45"	(36) 15' x 8' Water Vault

- Notes:**
- See Landscape Plans For Details of Winner's Walk, Playground, Picnic Shelter, & Concrete Seat Wall
 - See Architectural Plans For Details of Welcome Center Building & Storage Building.
 - See Sheet C128 For Paving Plan at Storage Building, & Transformer Pad Details.

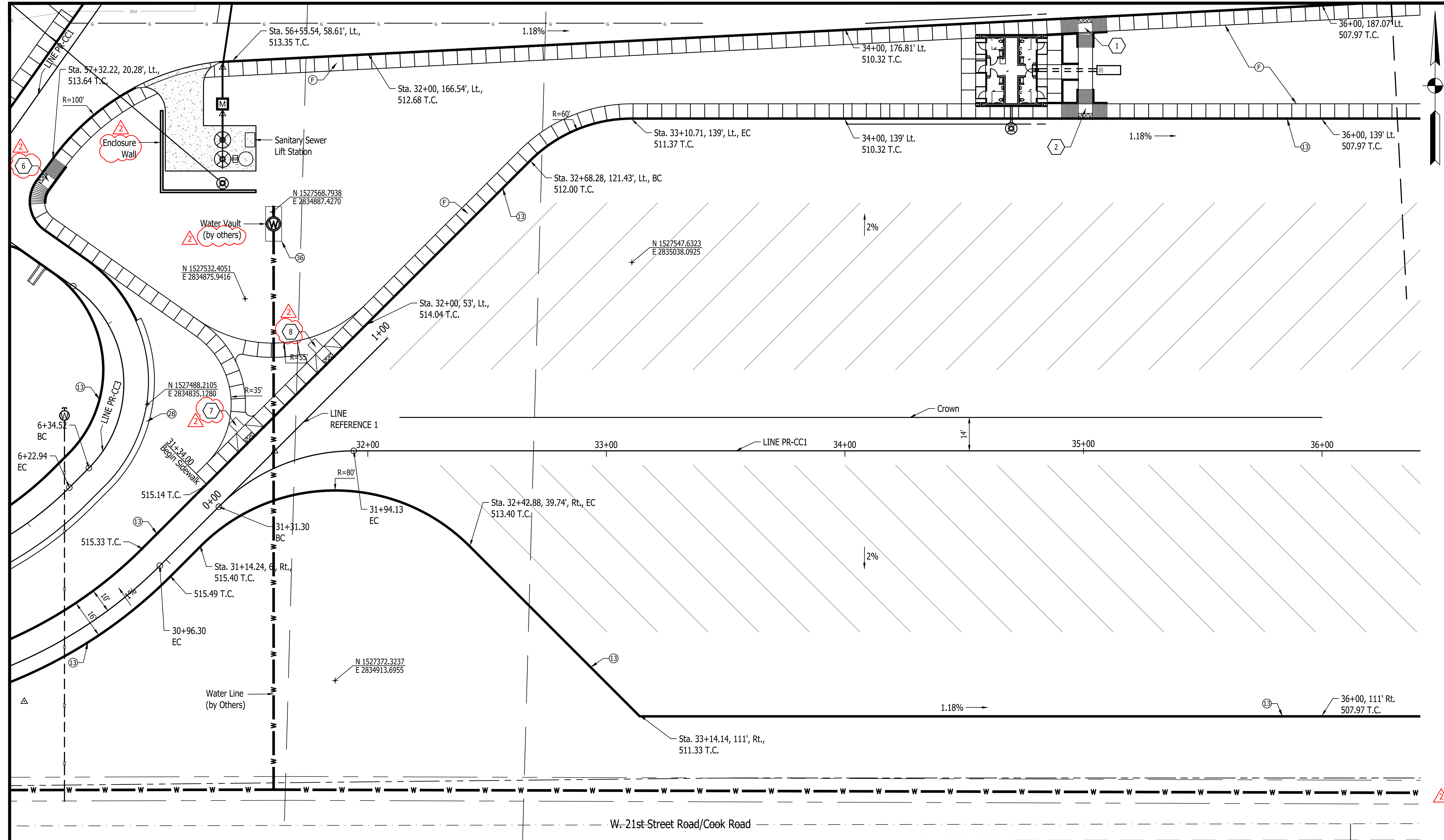


PUBLIC WORKS PROJECT NO. 84003001-22-058-C1
 CLEAR CREEK WELCOME CENTER
 VIGO COUNTY, INDIANA

STATE OF INDIANA
 DEPARTMENT OF ADMINISTRATION
PUBLIC WORKS DIVISION
 ROOM 9407, INDIANA GOVERNMENT CENTER SOUTH
 402 WEST WASHINGTON STREET
 INDIANAPOLIS, INDIANA 46204
 317-232-3000

Revisions: 03/20/2023 Added Base Plate Detail	
Project Number:	84003001-22-058-C1
Requestion Number:	
Account Number:	
Designer:	DEH
Drawing Date:	02/23/2023
Drafter:	MDR
Drawing Scale:	1"=20'
DAPW Approval:	
Client Approval:	
Reference Number:	1364
Building Reference:	
Drawing Number:	C113
Sheet:	19 of 155

List Saved By: mreed Printed: 3/20/23
 P:\1364 - Clear Creek Welcome Center\WORKS\SITE SHEETS\WB WELCOME CENTER\1364-EB-C11 SITE PLAN DETAILS.dwg Mar 20, 2023 - 4:58:21 pm



- Notes:**
1. See Shts. C119 to C125 For Handicap Ramp Details.
 2. See Sanitary Sewer Plans For Lift Station Details.
 3. See Sht. C118 For Lift Station Layout.

TRUCK LOT
SCALE : 1" = 20'

LEGEND

(A) 12 Inch, QC/QA PCCP	(10) MGS, Guardrail	(#) Concrete Curb Ramp
(F) Sidewalk, Concrete, 4"	(13) Integral Concrete Curb (Vertical)	(29) Concrete Barrier W/ Catch Fence
(F1) Utility Sidewalk, Concrete	(14) Concrete Curb, Modified	(30) Gravel Walking Path
(P) 4 Inch, PCCP	(15) Concrete Curb, Turnout	(31) Cell Tower
(R) Mill And Resurface	(16) Concrete Curb, Notched	(32) 8" PCCP on 4" Comp. Agg. Base #53
(S) Joints in PCCP, Saw and Seal	(17) Rolled Curb	(33) Impact Attenuator (Quadguard II, 24")
T.C. = Top of Curb	(26) Sodding	(34) Wheel Stop
F.P. = Finished Pavement	(27) Chain Link Fence	(35) C.L. Gate
	(28) Concrete Barrier, 45"	(36) 15' x 8' Water Vault

Certified by: David Hedlund

PUBLIC WORKS PROJECT NO. 84003001-22-058-C1
 CLEAR CREEK WELCOME CENTER
 VIGO COUNTY, INDIANA

STATE OF INDIANA
 DEPARTMENT OF ADMINISTRATION
PUBLIC WORKS DIVISION
 ROOM 9407, INDIANA GOVERNMENT CENTER SOUTH
 402 WEST WASHINGTON STREET
 INDIANAPOLIS, INDIANA 46204
 317-232-3000

Revisions: 03/20/2023
 Added Callouts

Project Number:
84003001-22-058-C1

Requisition Number:
 -

Account Number:
 -

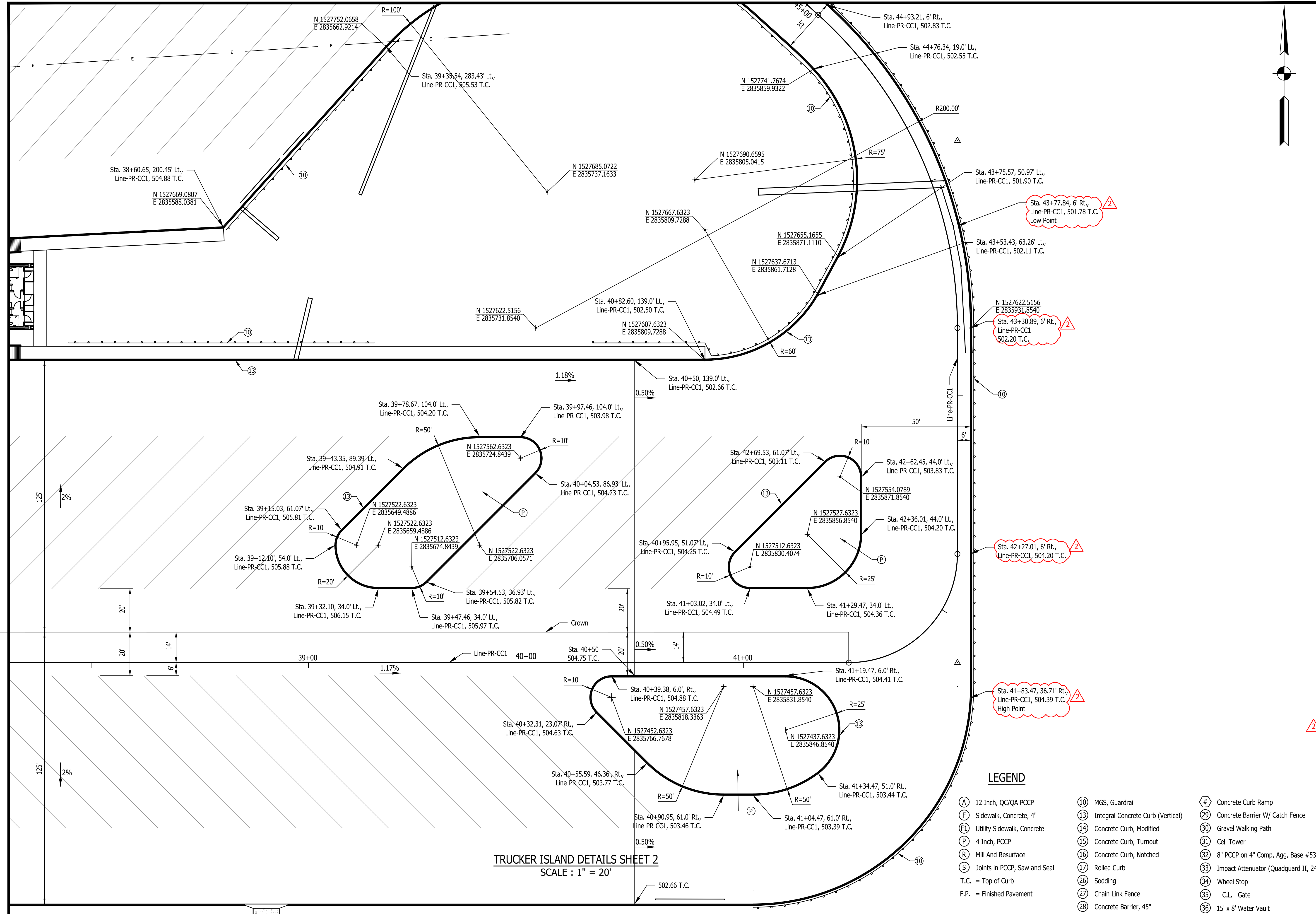
Designer: DEH Drawing Date: 02/23/2023
 Drafter: MDR Drawing Scale: 1"=20'
 DAPW Approval: -
 Client Approval: -

Reference Number: **1364**

Building Reference: -
 Drawing Number:
C115

Sheet: 21 of 155

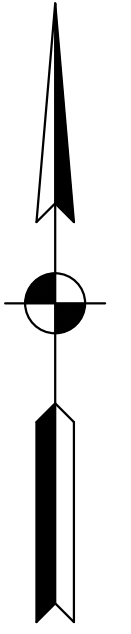
List Saved By: mreed Printdate: 3/20/23
 P:\1364 - Clear Creek Welcome Center\WORKS\SITE SHEETS\EB WELCOME CENTER\1364-EB-C111 SITE PLAN DETAILS.dwg Mar 20, 2023 - 4:58:36 pm




TRUCKER ISLAND DETAILS SHEET 2
 SCALE : 1" = 20'


LEGEND

- | | | |
|----------------------------------|--|--|
| (A) 12 Inch, QC/QA PCCP | (10) MGS, Guardrail | (#) Concrete Curb Ramp |
| (F) Sidewalk, Concrete, 4" | (13) Integral Concrete Curb (Vertical) | (29) Concrete Barrier W/ Catch Fence |
| (Fi) Utility Sidewalk, Concrete | (14) Concrete Curb, Modified | (30) Gravel Walking Path |
| (P) 4 Inch, PCCP | (15) Concrete Curb, Turnout | (31) Cell Tower |
| (R) Mill And Resurface | (16) Concrete Curb, Notched | (32) 8" PCCP on 4" Comp. Agg. Base #53 |
| (S) Joints in PCCP, Saw and Seal | (17) Rolled Curb | (33) Impact Attenuator (Quadguard II, 24") |
| T.C. = Top of Curb | (26) Sodding | (34) Wheel Stop |
| F.P. = Finished Pavement | (27) Chain Link Fence | (35) C.L. Gate |
| | (28) Concrete Barrier, 45" | (36) 15' x 8' Water Vault |







Certified by: David Hedlund




JANSSEN & SPAANS ENGINEERING
 850 Harrison Park Court
 Indianapolis, Indiana 46204
 Phone (317) 238-4688 Fax (317) 238-4688



synthesis




RATIO
 LANDSCAPE ARCHITECTURE
 101 S Pennsylvania St.
 Indianapolis, IN 46204
 T: 317.238.4688
 www.ratiodesign.com



Applied
 Engineering Services

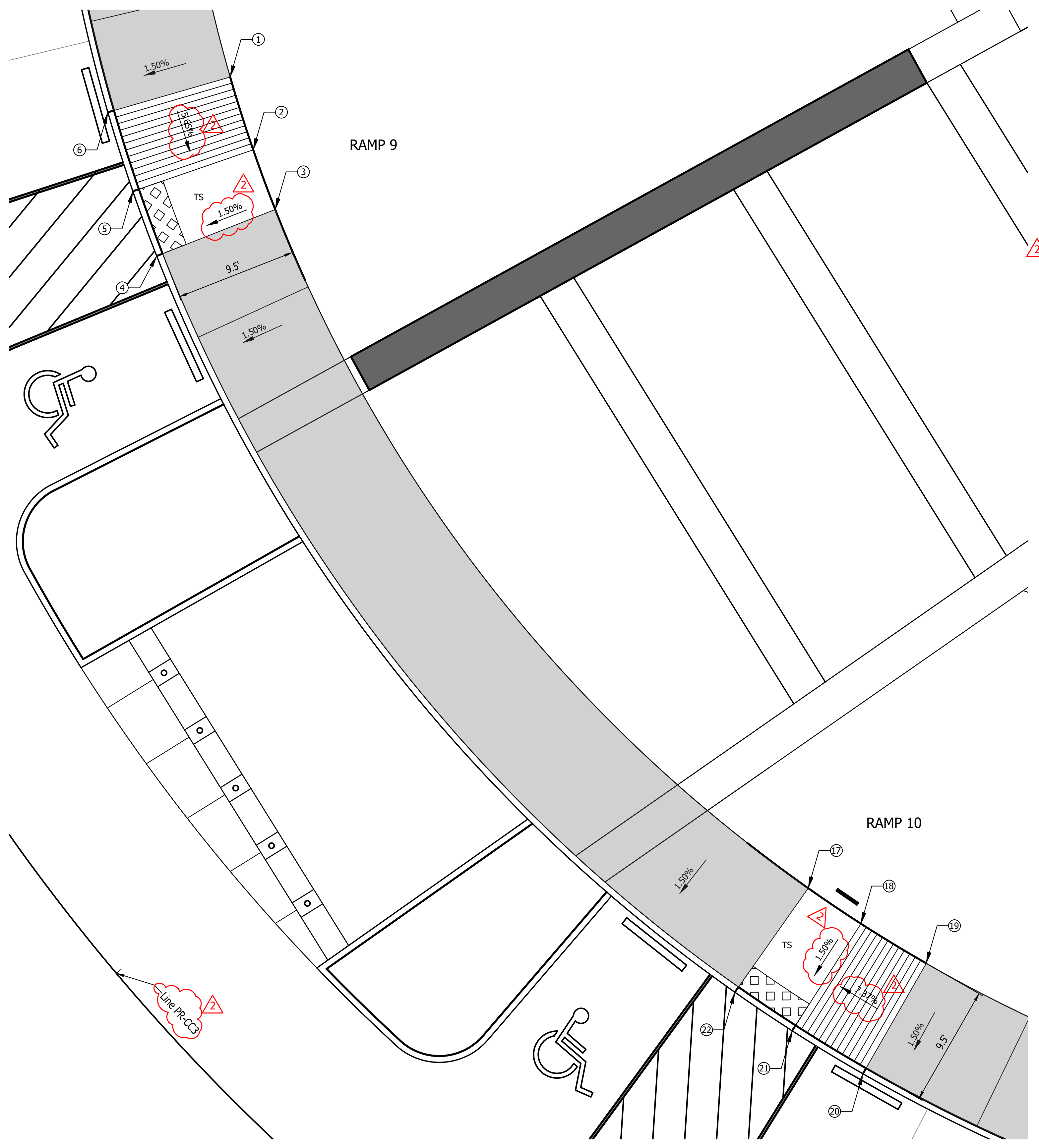
PUBLIC WORKS PROJECT NO. 84003001-22-058-C1
 CLEAR CREEK WELCOME CENTER
 VIGO COUNTY, INDIANA



STATE OF INDIANA
 DEPARTMENT OF ADMINISTRATION
PUBLIC WORKS DIVISION
 ROOM 402, INDIANA GOVERNMENT CENTER SOUTH
 402 WEST WASHINGTON STREET
 INDIANAPOLIS, INDIANA 46204
 317-232-3000

Revisions: 03/20/2023
 Revised Callouts



Project Number: 84003001-22-058-C1
 Requestion Number:
 Account Number:
 Designer: DEH Drawing Date: 02/23/2023
 Drafter: MDR Drawing Scale: 1"=20'
 DAPW Approval:
 Client Approval:
 Reference Number: 1364
 Building Reference:
 Drawing Number: C117
 Sheet: 23 of 155



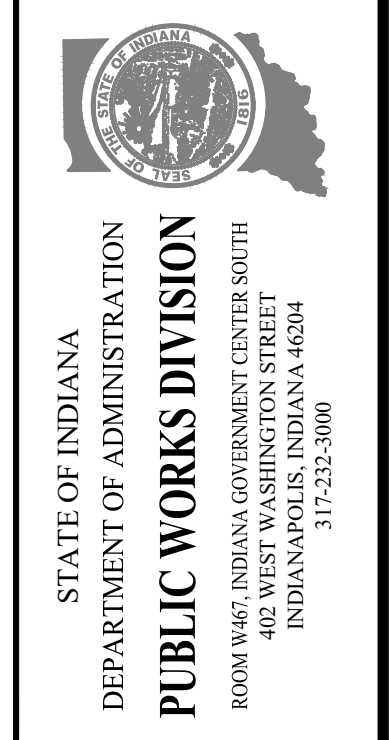
CURB RAMP NO. 9 and 10 DETAIL
SCALE : 1" = 5'

Curb Ramp 9 and 10							
ID #	Station	Offset	Bottom of Curb Elev. (ft)	Top of Curb Elev. (ft)	Base of Ramp Elev. (ft)	Top of Ramp Elev. (ft)	Turning Space Elev. (ft.)
1	12+67.15	42.00	-	-	-	509.20	-
2	12+59.01	42.00	-	-	508.74	-	508.74
3	12+52.23	42.00	-	-	508.76	-	508.76
4	12+52.23	32.50	508.60	508.62	508.62	-	-
5	12+59.01	32.50	508.58	508.60	508.60	-	-
6	12+67.15	32.50	508.56	509.06	-	509.06	-
7							
8							
9							
10							
11							
12							
13							
14							
15							
16							
17	11+53.99	42.00	-	-	509.10	-	509.10
18	11+52.21	42.00	509.10	509.12	509.12	-	509.12
19	11+44.07	42.00	509.62	509.62	-	509.62	-
20	11+44.07	32.50	508.98	509.48	-	509.48	-
21	11+52.21	32.50	508.96	508.98	508.98	-	-
22	11+58.99	32.50	508.94	508.96	508.96	-	-
23							
24							
25							
26							
27							
28							
29							
30							

Last Saved By: mreed Printed: 3/20/23
 P:\1364 - Clear Creek Welcome Center (VMS) SITE SHEETS\WB WELCOME CENTER\1364-EB-C11 SITE PLAN DETAILS.dwg Mar 20, 2023 - 4:58:50 pm



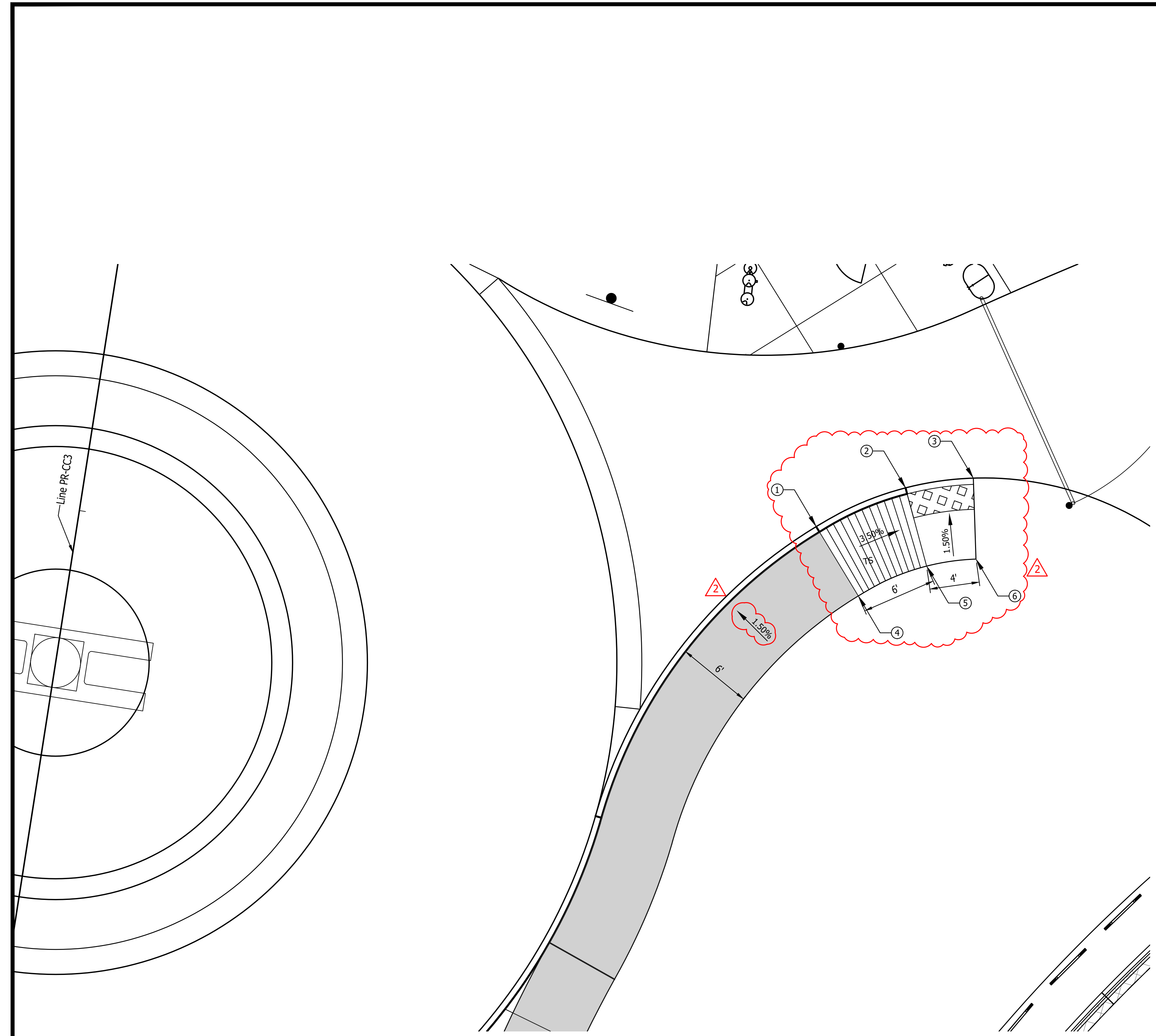
PUBLIC WORKS PROJECT NO. 84003001-22-058-C1
 CLEAR CREEK WELCOME CENTER
 VIGO COUNTY, INDIANA



Revisions: 03/20/2023
 Revised Elevations & Added Callouts



Project Number: 84003001-22-058-C1
 Account Number:
 Designer: DEH Drawing Date: 02/23/2023
 Drafter: MDR Drawing Scale: 1"=5'
 DAPW Approval:
 Client Approval:
 Reference Number: 1364
 Building Reference:
 Drawing Number: C124
 Sheet: 30 of 155

Last Saved By: mreed Printed: 3/20/23
 P:\1364 - Clear Creek Welcome Center (VMS) SITE SHEETS\EB WELCOME CENTER\1364-EB-C11 SITE PLAN DETAILS.dwg Mar 20, 2023 - 4:59:10 pm




CURB RAMP NO. 11 DETAIL
 SCALE : 1" = 5'

Curb Ramp 11							
ID #	Station	Offset	Bottom of Curb Elev. (ft)	Top of Curb Elev. (ft)	Base of Ramp Elev. (ft)	Top of Ramp Elev. (ft)	Turning Space Elev. (ft.)
1	14+07.46	58.88	508.82	509.32	-	509.32	-
2	14+11.57	65.36	509.11	509.11	509.11	-	-
3	14+13.64	70.41	509.23	509.23	-	-	-
4	14+02.88	62.75	-	-	-	509.44	-
5	14+06.08	67.80	-	-	509.23	-	509.23
6	14+07.25	71.63	-	-	509.32	-	509.32
7							
8							
9							




PUBLIC WORKS PROJECT NO. 8-4003001-22-058-C1
 CLEAR CREEK WELCOME CENTER
 VIGO COUNTY, INDIANA



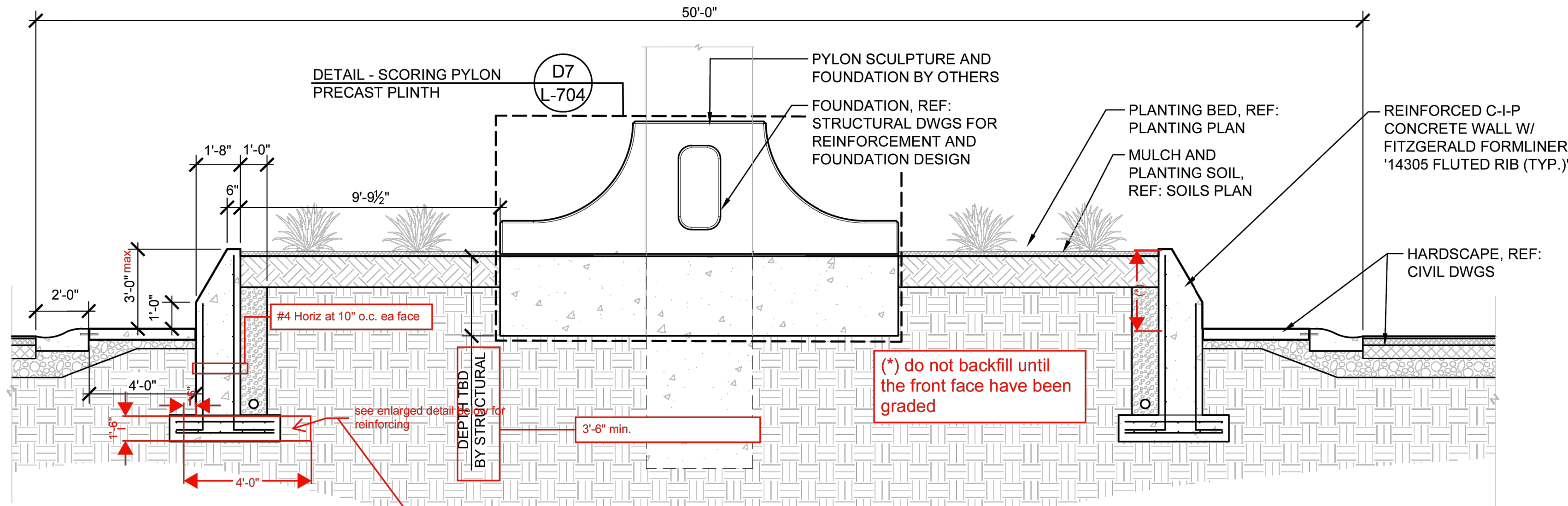
Revisions: 03/20/2023
 Revised Elevations & Added Callouts

Project Number: 84003001-22-058-C1
 Requisition Number: -
 Account Number: -
 Designer: DEH Drawing Date: 02/23/2023
 Drafter: MDR Drawing Scale: 1"=5'
 DAPW Approval: -
 Client Approval: -
 Reference Number: 1364
 Building Reference: -
 Drawing Number: C125
 Sheet: 31 of 155

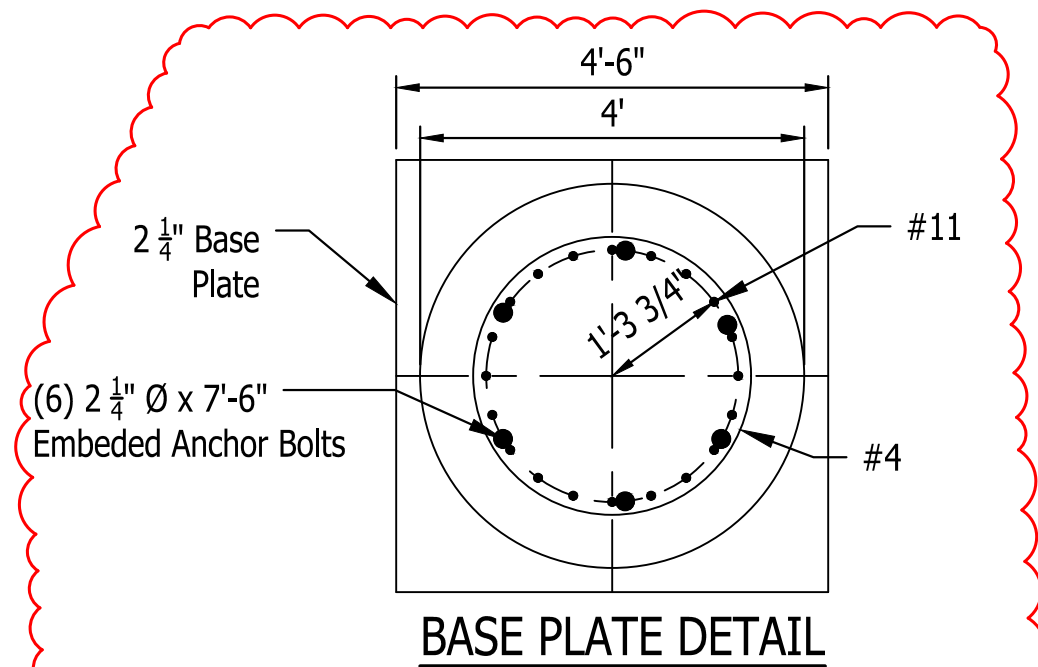
Plot Saved By: mreed PrintDate: 3/20/23 P:\1364 - Clear Creek Welcome Center\WORKS\SITE SHEETS\EB WELCOME CENTER\1364-EB-C11 SITE PLAN DETAILS.dwg Mar 20, 2023 - 5:00:11 pm



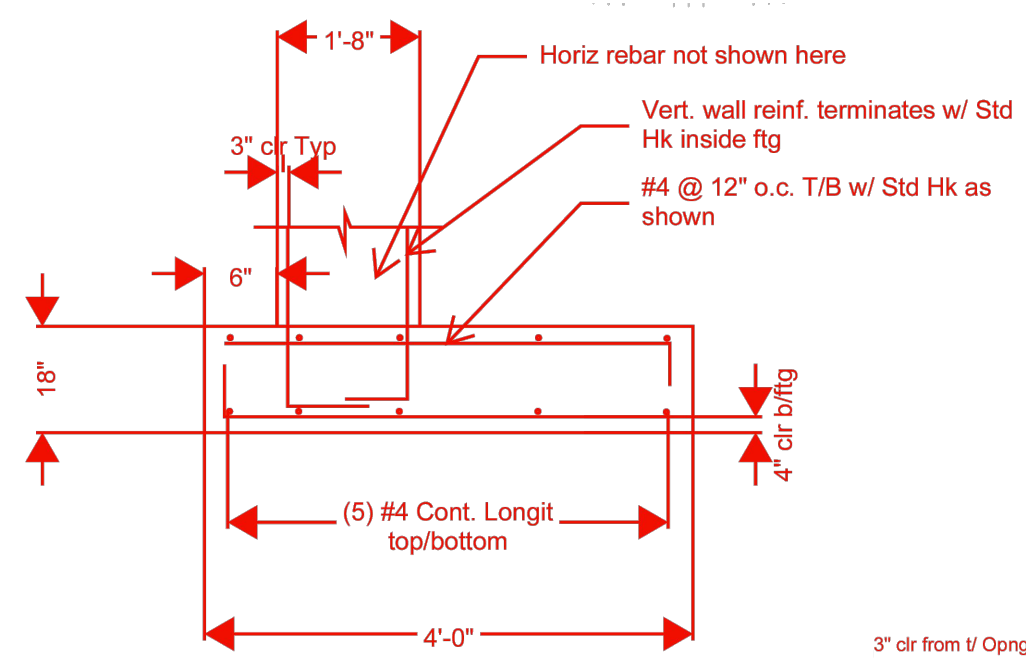
PYLON DETAIL
SCALE: NONE



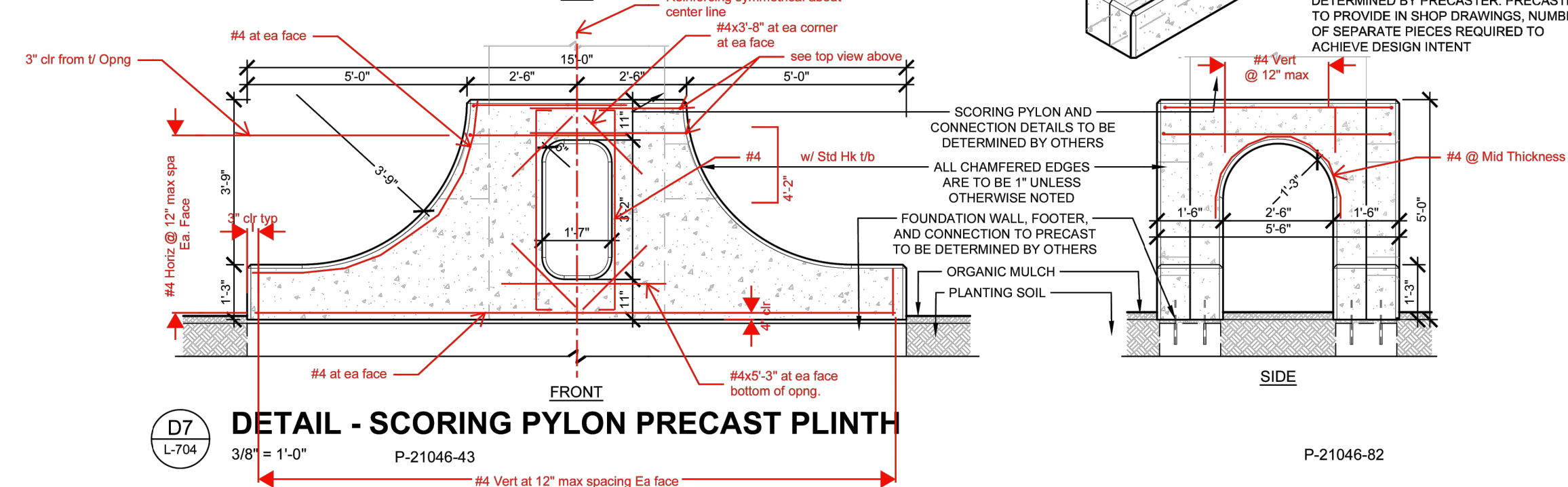
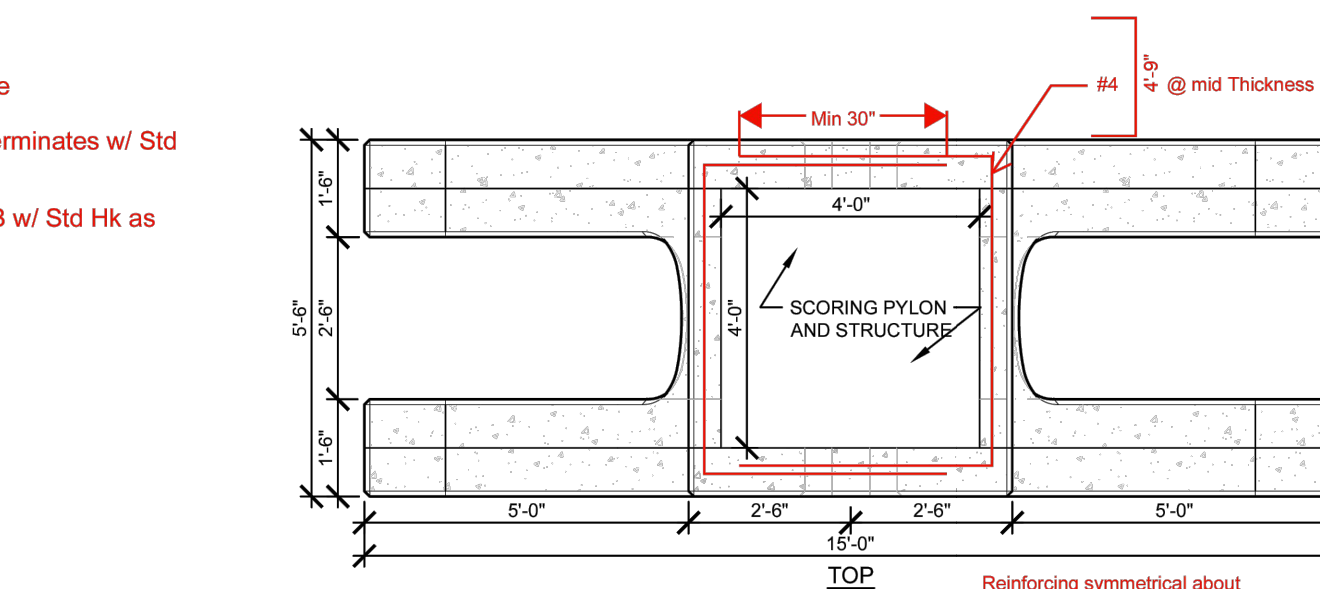
ROUNDABOUT TYPICAL SECTION
SCALE: NONE



BASE PLATE DETAIL

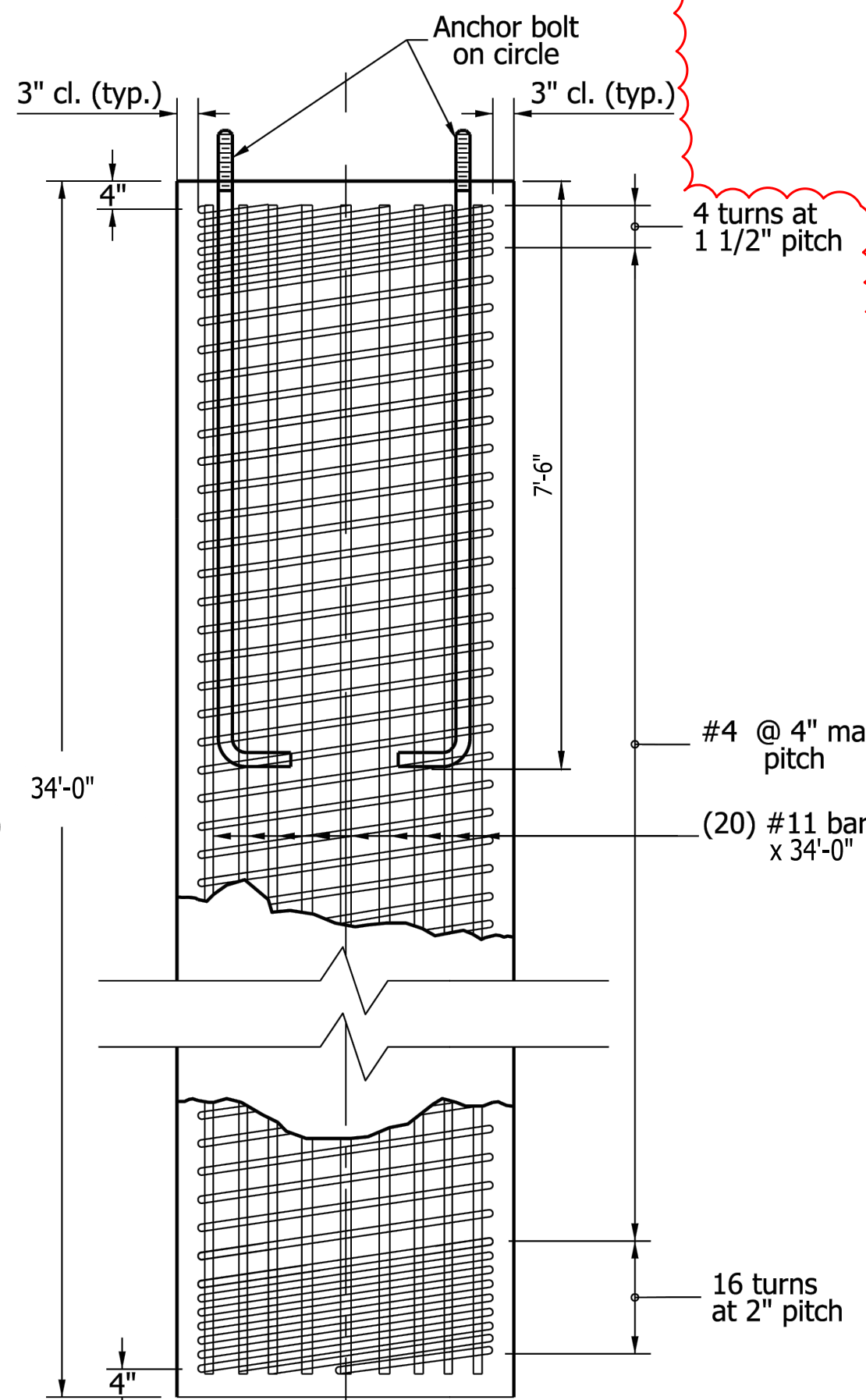


CIP WALL STRUCTURAL DETAIL
SCALE: NONE

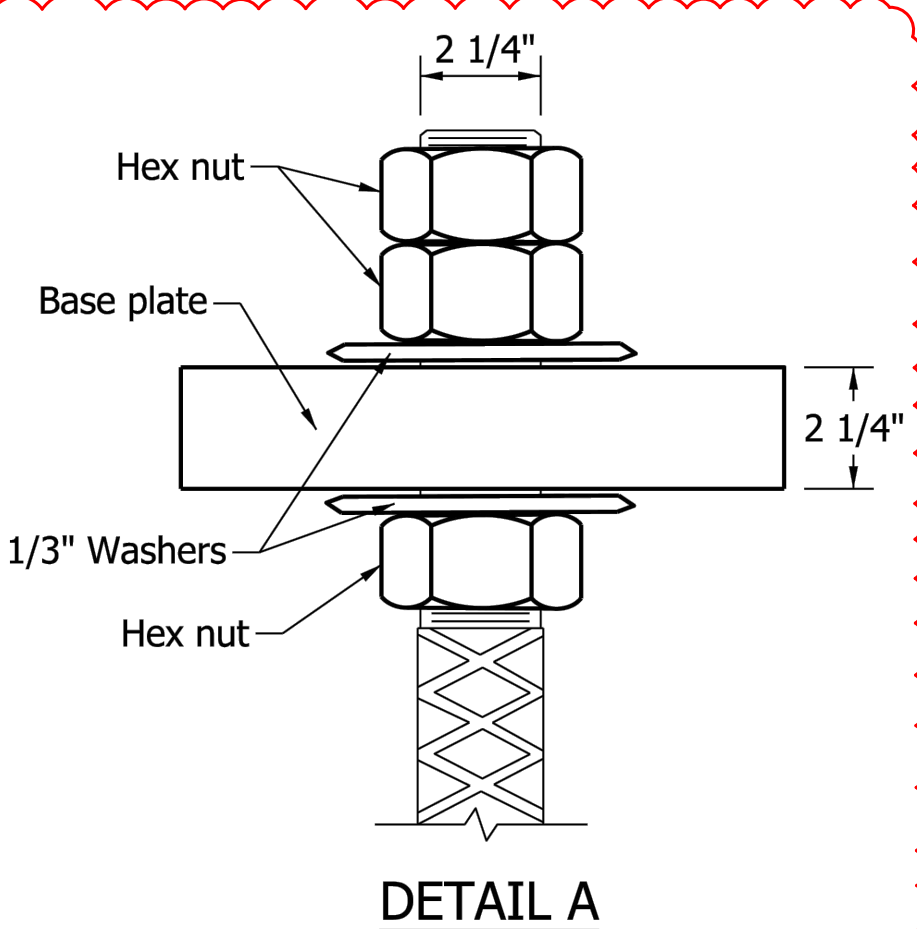


DETAIL - SCORING PYLON PRECAST PLINTH

SCORING PYLON PRECAST PLINTH STRUCTURAL DETAILS
SCALE: NONE

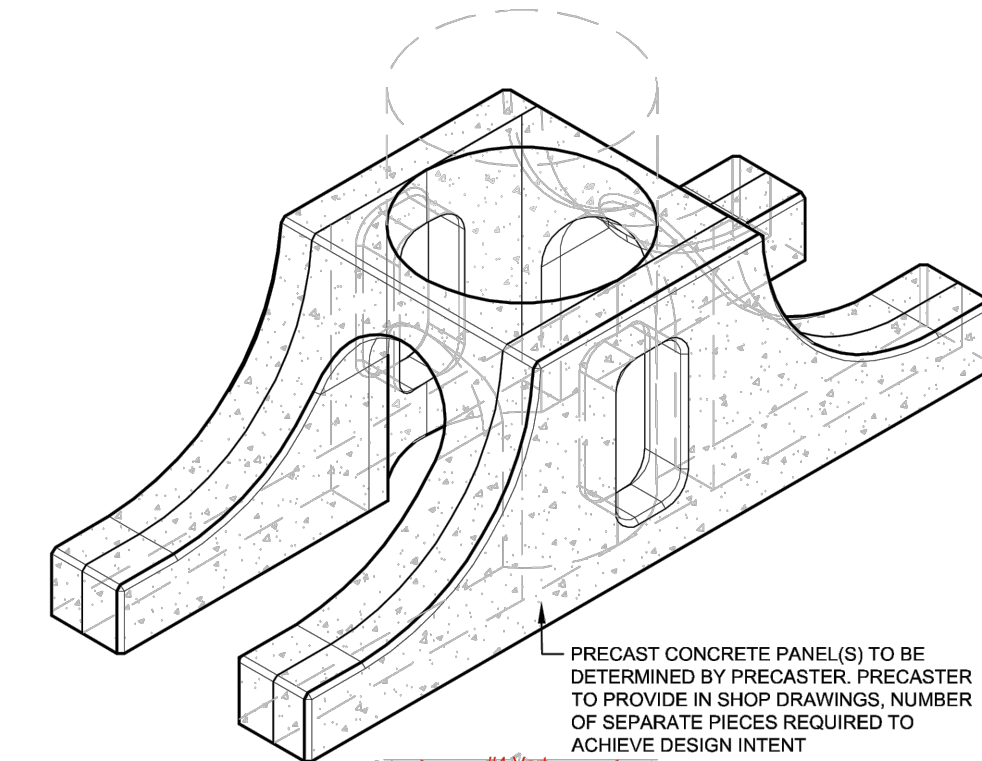


DRILLED SHAFT FOUNDATION DETAIL
SCALE: NONE





DETAIL A

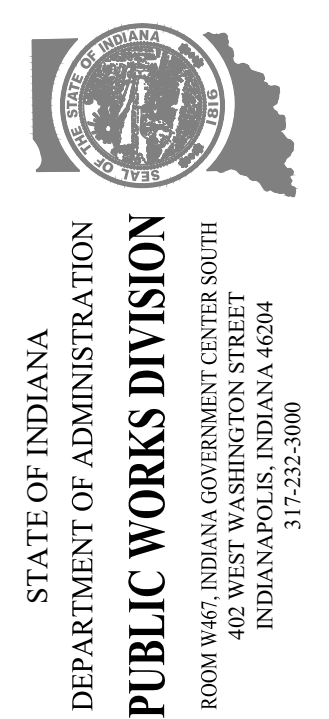
Note:
Drilled Shaft Foundation
per INDOT Std. Drawing
No. E807-LTFD-07



PRECAST CONCRETE PANEL(S) TO BE DETERMINED BY PRECASTER. PRECASTER TO PROVIDE IN SHOP DRAWINGS. NUMBER OF SEPARATE PIECES REQUIRED TO ACHIEVE DESIGN INTENT



PUBLIC WORKS PROJECT NO. 84003001-22-058-C1
CLEAR CREEK WELCOME CENTER
VIGO COUNTY, INDIANA



Revisions: 03/20/2023
Revised Foundation Details & Added Note

Project Number:	84003001-22-058-C1
Requestion Number:	
Account Number:	
Designer:	ENG
Drawing Date:	MMMMM YYYY
Drafter:	TEC
Drawing Scale:	1"=20'
DAPW Approval:	
Client Approval:	
Reference Number:	1364
Building Reference:	
Drawing Number:	C132
Sheet:	37A of 155

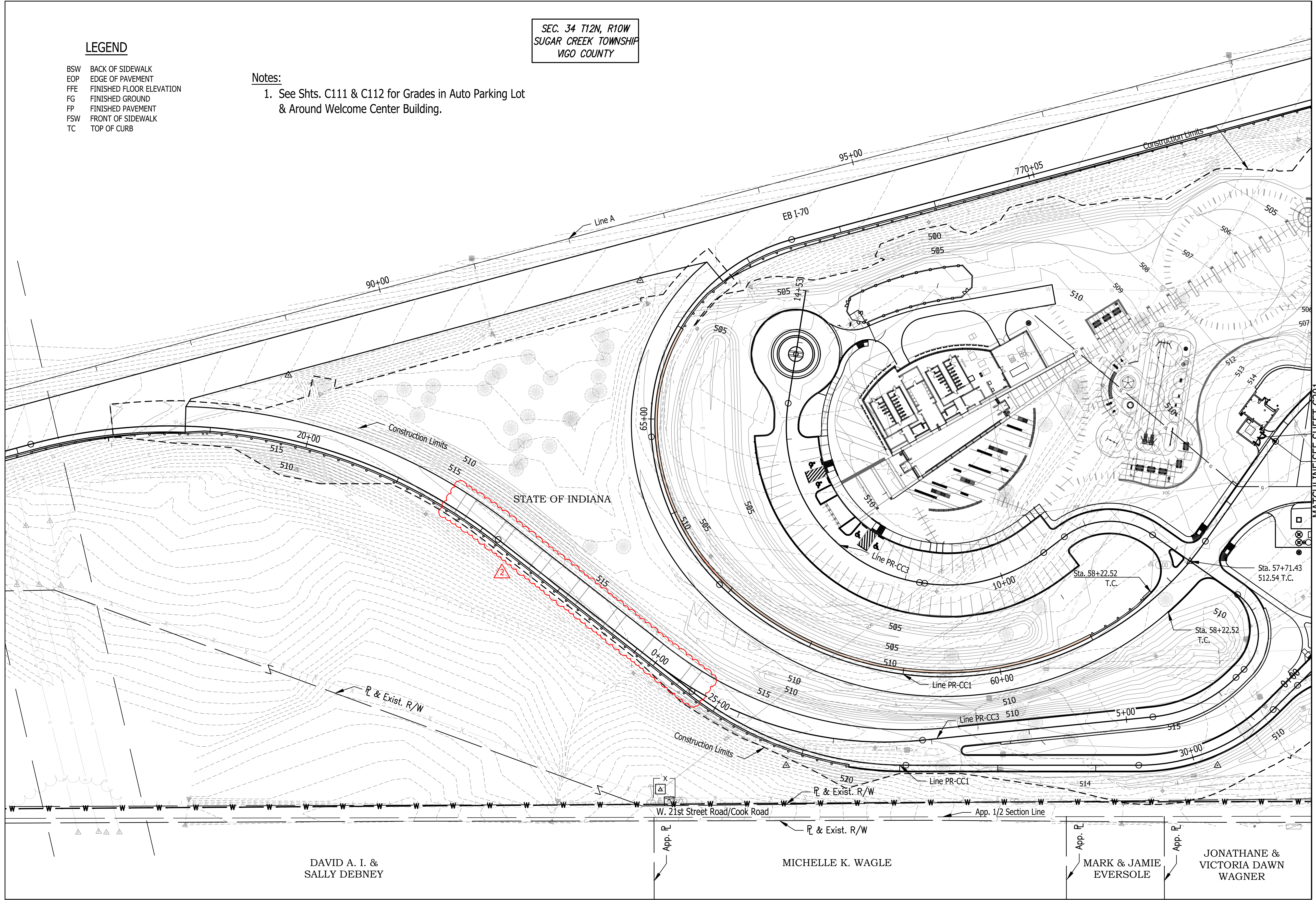
LEGEND

- BSW BACK OF SIDEWALK
- EOP EDGE OF PAVEMENT
- FFE FINISHED FLOOR ELEVATION
- FG FINISHED GROUND
- FP FINISHED PAVEMENT
- FSW FRONT OF SIDEWALK
- TC TOP OF CURB

Notes:

1. See Shts. C111 & C112 for Grades in Auto Parking Lot & Around Welcome Center Building.

SEC. 34 T12N, R10W
SUGAR CREEK TOWNSHIP
VIGO COUNTY




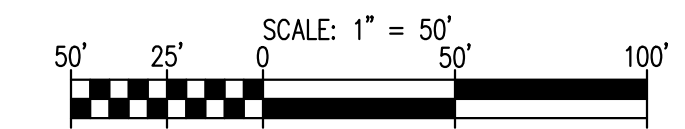
DAVID A. I. &
SALLY DEBNEY

MICHELLE K. WAGLE


MARK & JAMIE
EVERSOLE

JONATHANE &
VICTORIA DAWN
WAGNER

SITE GRADING PLAN



Certified by: David Hedlund



PUBLIC WORKS PROJECT NO. 84003001-22-058-C1
CLEAR CREEK WELCOME CENTER
VIGO COUNTY, INDIANA



STATE OF INDIANA
DEPARTMENT OF ADMINISTRATION
PUBLIC WORKS DIVISION
ROOM 3407, INDIANA GOVERNMENT CENTER SOUTH
402 WEST WASHINGTON STREET
INDIANAPOLIS, INDIANA 46204
317-232-3000

Revisions: 03/20/2023
Added Stamped
Concrete Bands

Project Number:
84003001-22-058-C1

Requestion Number:

Account Number:

Designer: DEH Drawing Date: 02/23/2023

Drafter: MDR Drawing Scale: 1"=50'

DAPW Approval:

Client Approval:

Reference Number: 1364

Building Reference:
Drawing Number:
C201
Sheet: 39 of 155


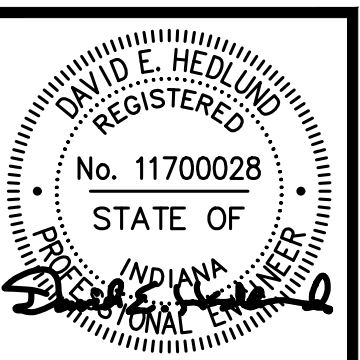
Last Saved By: mreed Printed: 3/20/23
 P:\1364 - Clear Creek Welcome Center\WORKS\SITE SHEETS\EB WELCOME CENTER\1364-EB-C200 GRADING PLAN.dwg Mar 20, 2023 - 5:00:50 pm

General Notes:

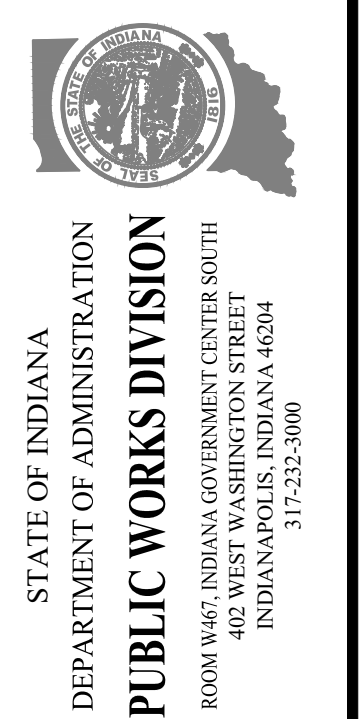
1. Contractor shall furnish and install conduit for proposed electric/fiber optic utilities as shown on plan sheets C400 - C401. Conduit shall be 2" Schedule 80 PVC unless otherwise specified.
2. Conduit from the 3-Phase electric line from the Duke Energy tower to the transformer pad location shall be 4" Schedule 80 PVC.
3. Onsite gas lines shall be furnished and installed in accordance with CenterPoint Energy Standards.
4. Route electric conduits to avoid trees. See Landscape Plans.

SEC. 34 T12N, R01W
SUGAR CREEK TOWNSHIP
VIGO COUNTY
STATE OF INDIANA

WELCOME CENTER UTILITIES PLAN (FOR REFERENCE ONLY)

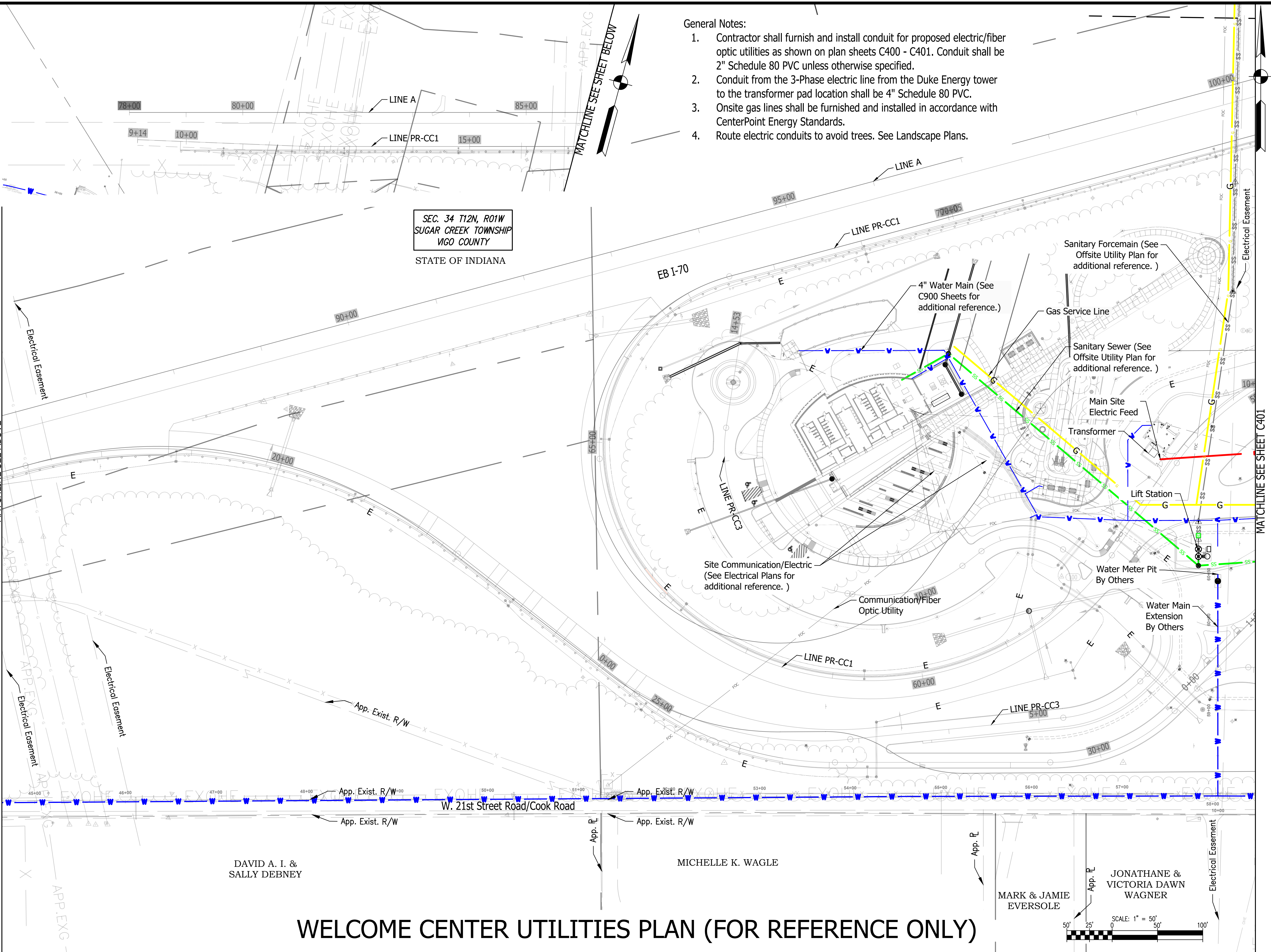


PUBLIC WORKS PROJECT NO. 84003001-22-058-C1
CLEAR CREEK WELCOME CENTER
VIGO COUNTY, INDIANA



Revisions: 03/20/2023
Added Labels for Gas & Electric

Project Number:	84003001-22-058-C1
Requestion Number:	
Account Number:	
Designer:	RJS
Drawing Date:	02/23/2023
Drafter:	JRC
Drawing Scale:	1"=50'
DAPW Approval:	
Client Approval:	
Reference Number:	1364
Building Reference:	
Drawing Number:	C400
Sheet:	62 of 155

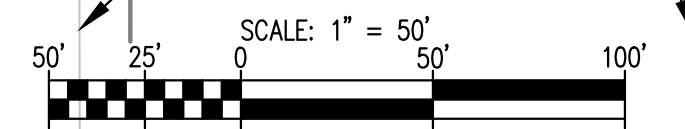


Last Saved By: mreed Printed: 3/20/23
 P:\1364 - Clear Creek Welcome Center\DWG\SITE SHEETS\EB WELCOME CENTER\1364-EB-000 UTILITY PLAN.dwg Mar 20, 2023 - 5:01:54 pm

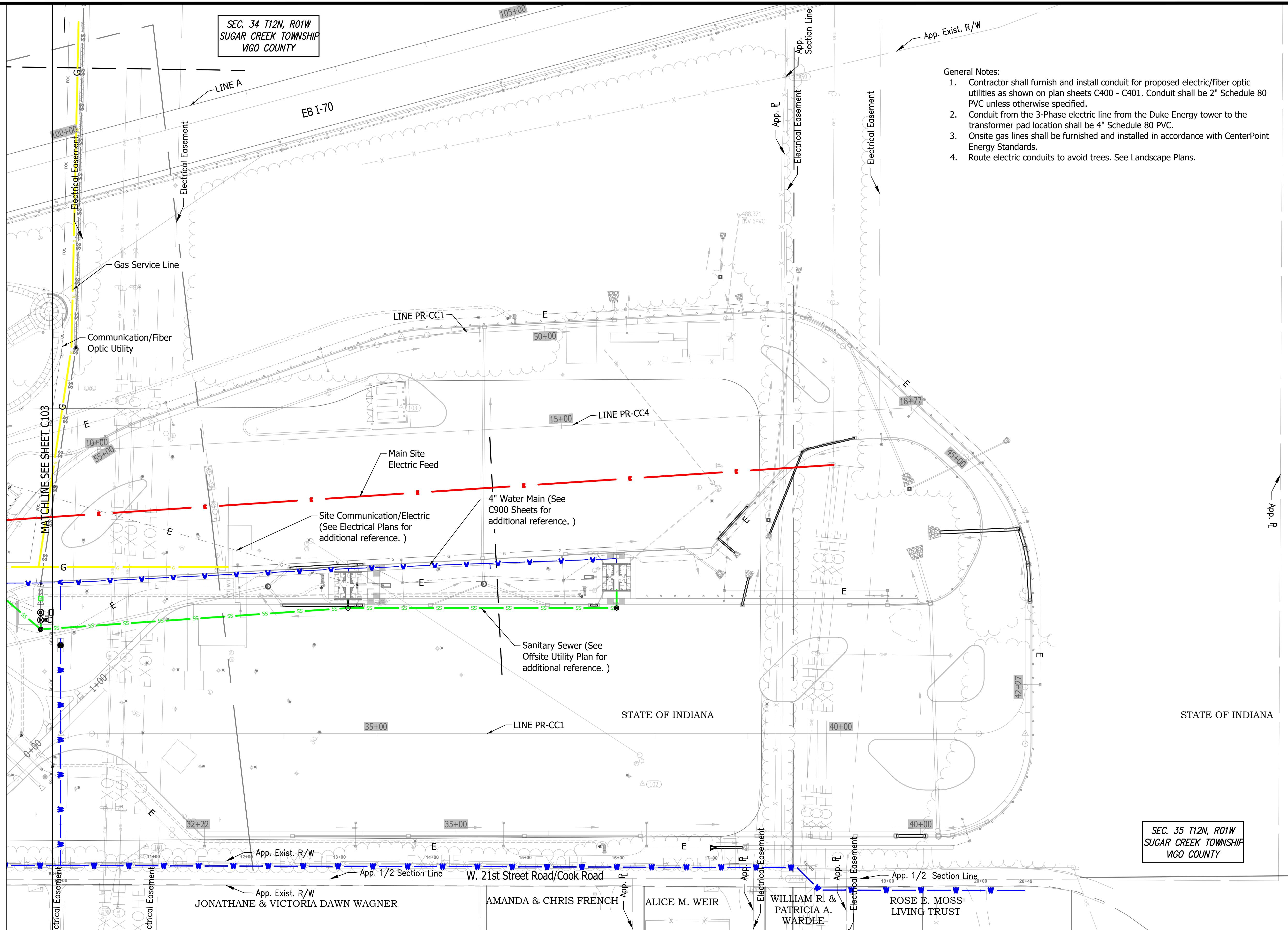
DAVID A. I. &
SALLY DEBNEY

MICHELLE K. WAGLE

MARK & JAMIE
EVERSOLE


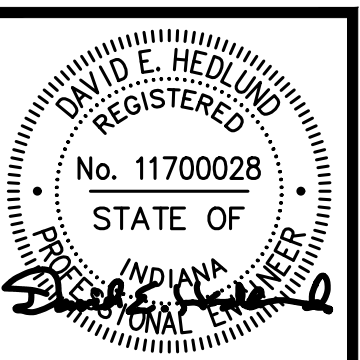
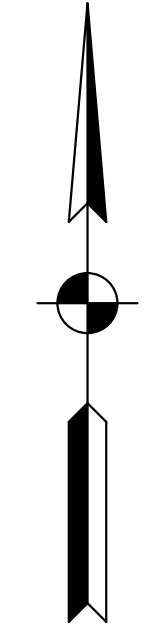


SEC. 34 T12N, R01W
SUGAR CREEK TOWNSHIP
VIGO COUNTY

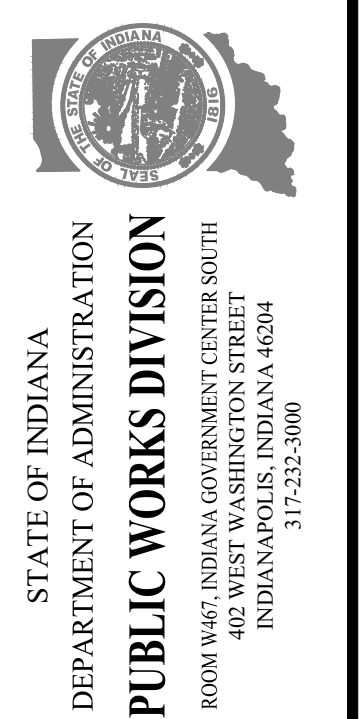


General Notes:

1. Contractor shall furnish and install conduit for proposed electric/fiber optic utilities as shown on plan sheets C400 - C401. Conduit shall be 2" Schedule 80 PVC unless otherwise specified.
2. Conduit from the 3-Phase electric line from the Duke Energy tower to the transformer pad location shall be 4" Schedule 80 PVC.
3. Onsite gas lines shall be furnished and installed in accordance with CenterPoint Energy Standards.
4. Route electric conduits to avoid trees. See Landscape Plans.



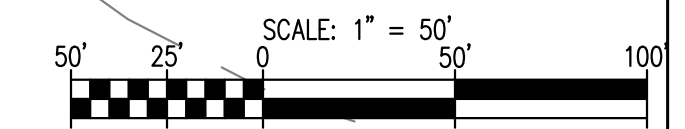
PUBLIC WORKS PROJECT NO. 84003001-22-058-C1
CLEAR CREEK WELCOME CENTER
VIGO COUNTY, INDIANA



Revisions: 03/20/2023
Added Labels for Gas & Electric

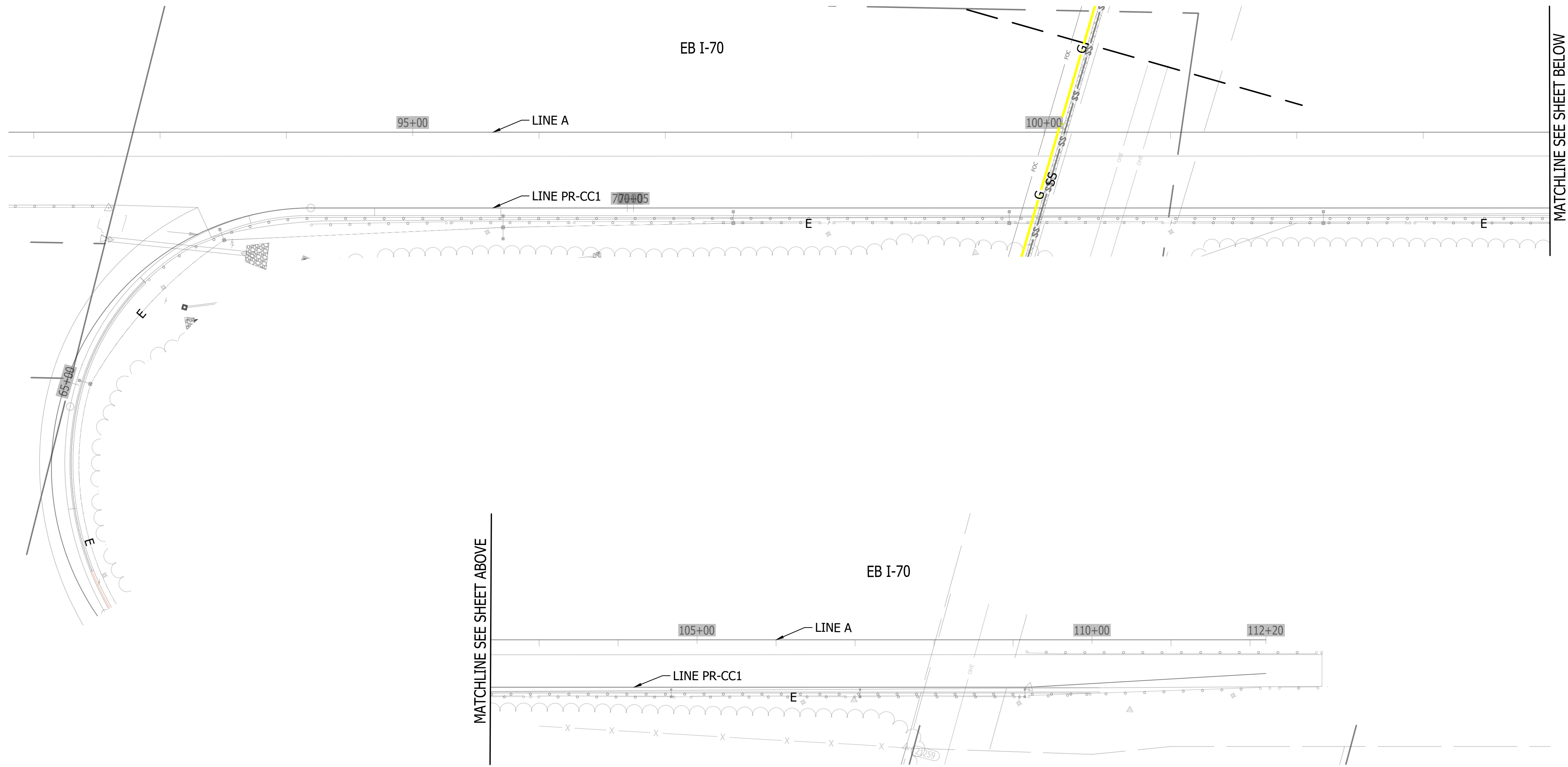
Project Number:	84003001-22-058-C1
Requestion Number:	
Account Number:	
Designer:	RJS
Drawing Date:	02/23/2023
Drafter:	JRC
Drawing Scale:	1"=50'
DAPW Approval:	
Client Approval:	
Reference Number:	1364
Building Reference:	
Drawing Number:	C401
Sheet:	63 of 155

WELCOME CENTER UTILITIES PLAN (FOR REFERENCE ONLY)



Last Saved By: mreed Printed: 3/20/23 P:\1364 - Clear Creek Welcome Center\WORKS\SITE SHEETS\EB WELCOME CENTER\1364-EB-C400 UTILITY PLAN.dwg Mar 20, 2023 - 5:02:06 pm



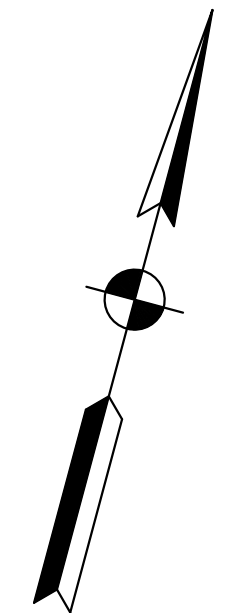
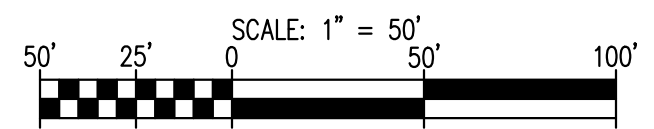
Last Saved By: mreed Printed: 3/20/23
 P:\1364 - Clear Creek Welcome Center\WORKS\SITE SHEETS\EB WELCOME CENTER\1364-EB-000 UTILITY PLAN.dwg Mar 20, 2023 5:02:32 PM



I-70 Shoulder Reduction & Guardrail Replacement

- General Notes:**
- Contractor shall furnish and install conduit for proposed electric/fiber optic utilities as shown on plan sheets C400 - C401. Conduit shall be 2" Schedule 80 PVC unless otherwise specified.
 - Conduit from the 3-Phase electric line from the Duke Energy tower to the transformer pad location shall be 4" Schedule 80 PVC.
 - Onsite gas lines shall be furnished and installed in accordance with CenterPoint Energy Standards.
 - Route electric conduits to avoid trees. See Landscape Plans.

WELCOME CENTER UTILITIES PLAN (FOR REFERENCE ONLY)



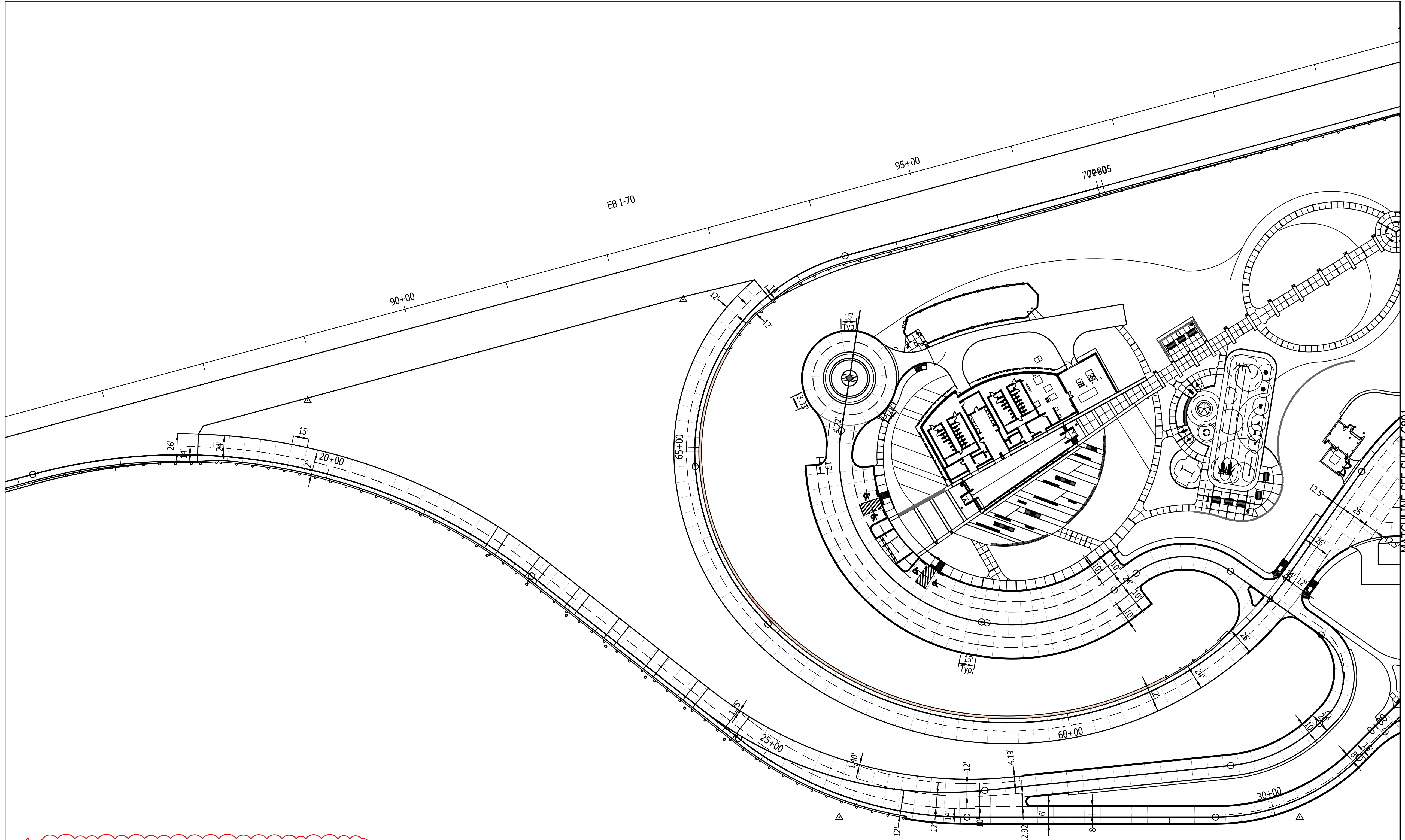
PUBLIC WORKS PROJECT NO. 84003001-22-058-C1
 CLEAR CREEK WELCOME CENTER
 VIGO COUNTY, INDIANA



Revisions: 03/20/2023
 Added Labels for Gas & Electric


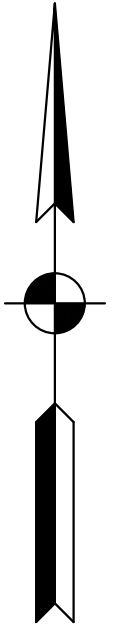
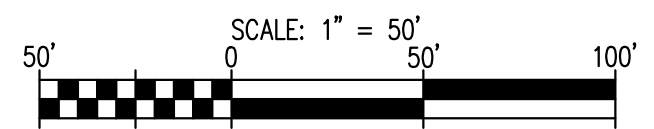
Project Number:	84003001-22-058-C1
Requisition Number:	
Account Number:	
Designer:	RJS
Drawing Date:	02/23/2023
Drafter:	JRC
Drawing Scale:	1"=50'
Client Approval:	
Reference Number:	1364
Building Reference:	
Drawing Number:	C402
Sheet:	64 of 155

Plot Saved By: mreed Printdate: 3/20/23
 P:\1364 - Clear Creek Welcome Center\WORKS\SITE SHEETS\EB WELCOME CENTER\1364-EB-C800 JOINT PLAN.dwg Mar 20, 2023 - 5:02:51 pm




- Notes:**
1. D-1 Contraction Joints shall be at 15-Ft. spacing with 1.5" diameter dowel bars.
 2. Transverse Construction Joints shall be at 14-Ft. spacing.
 3. Pavement Joints shall be per INDOT Std. Drawings E 503-CCPJ01 thru 05

Joint Layout Plan



Certified by: David Hedlund



PUBLIC WORKS PROJECT NO. 84003001-22-058-C1
 CLEAR CREEK WELCOME CENTER
 WEST TERRA HAUTE, VIGO COUNTY, INDIANA

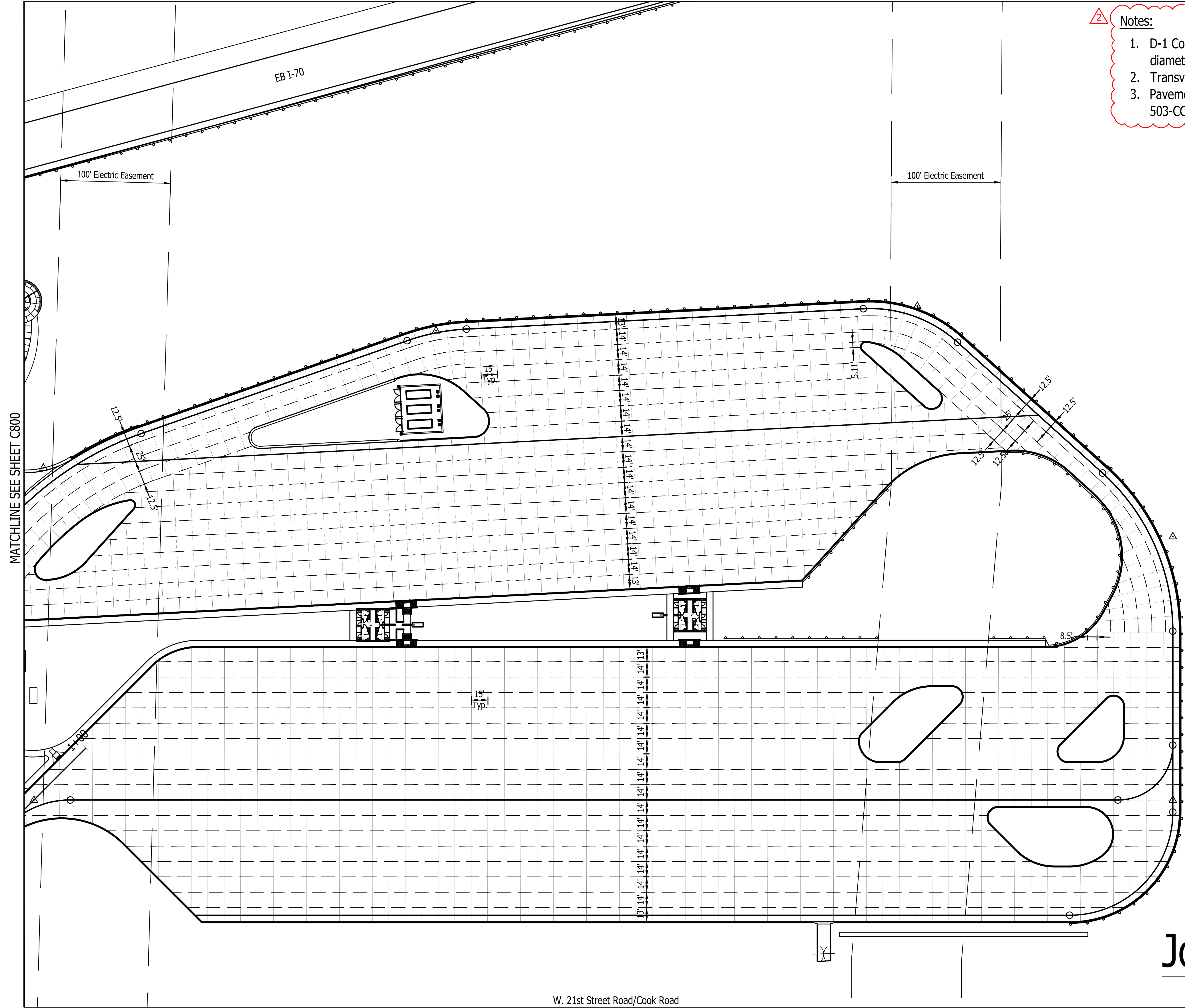


STATE OF INDIANA
 DEPARTMENT OF ADMINISTRATION
PUBLIC WORKS DIVISION
 ROOM 9407, INDIANA GOVERNMENT CENTER SOUTH
 402 WEST WASHINGTON STREET
 INDIANAPOLIS, INDIANA 46204
 317-232-3000



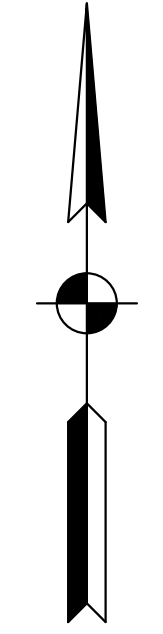
Revisions: 03/20/2023
 Added Notes

Project Number:	84003001-22-058-C1
Requisition Number:	
Account Number:	
Designer:	DEH
Drawing Date:	02/23/2023
Drafter:	MDR
Drawing Scale:	1"=50'
DAPW Approval:	
Client Approval:	
Reference Number:	1364
Building Reference:	
Drawing Number:	C800
Sheet:	81 of 155

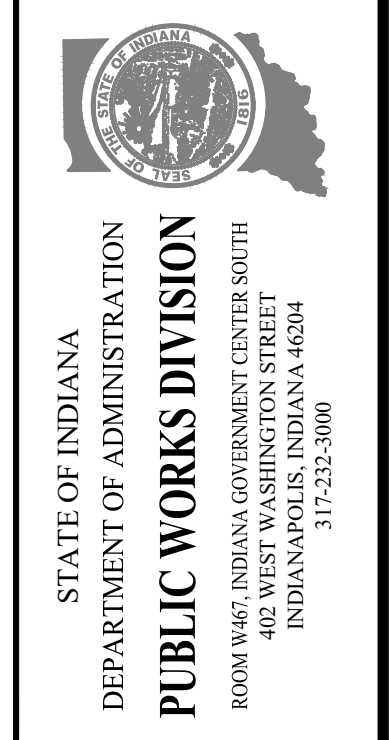
Plot Saved By: mreed Printdate: 3/20/23
 P:\1364 - Clear Creek Welcome Center\WORKS\SITE SHEETS\EB WELCOME CENTER\1364-EB-C800 JOINT PLAN.dwg Mar 20, 2023 - 5:02:59 pm



- Notes:**
1. D-1 Contraction Joints shall be at 15-Ft. spacing with 1.5" diameter dowel bars.
 2. Transverse Construction Joints shall be at 14-Ft. spacing.
 3. Pavement Joints shall be per INDOT Std. Drawings E 503-CCPJ01 thru 05



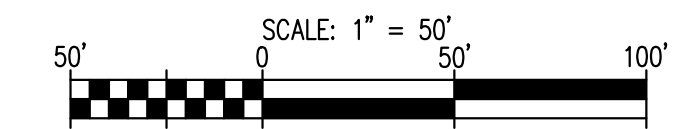
PUBLIC WORKS PROJECT NO. 84003001-22-058-C1
 CLEAR CREEK WELCOME CENTER
 VIGO COUNTY, INDIANA



Revisions: 03/20/2023
 Added Notes

Project Number:	84003001-22-058-C1
Requisition Number:	
Account Number:	
Designer:	DEH
Drawing Date:	02/23/2023
Drafter:	MDR
Drawing Scale:	1"=50'
DAPW Approval:	
Client Approval:	
Reference Number:	1364
Building Reference:	
Drawing Number:	C801
Sheet:	82 of 155

Joint Layout Plan



W. 21st Street Road/Cook Road